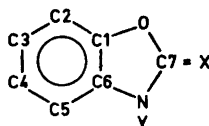


Crystal Structure of Some Benzoxazoline Derivatives

P. GROTH

Department of Chemistry, University of Oslo, Oslo 3, Norway

The compounds investigated (six in all) are of the type with X = S, O, benzylimino, and Y = H, CH₃: (I) 3-methyl-benzoxazoline-2-

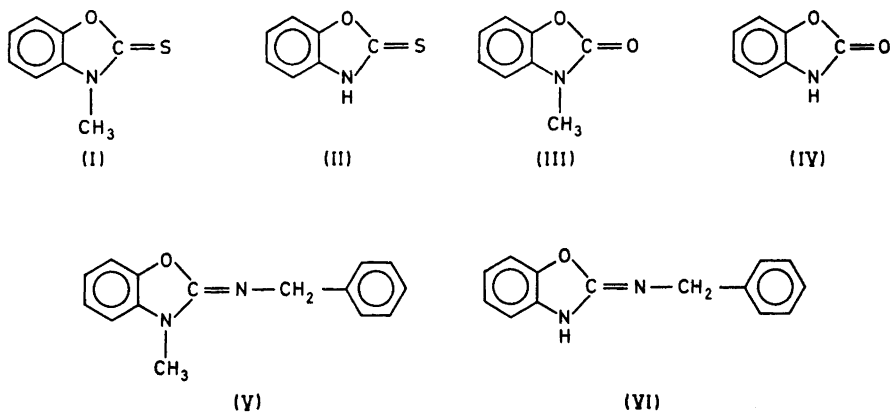


thione; (II) benzoxazoline-2-thione; (III) 3-methyl-benzoxazoline-2-one; (IV) benzoxazoline-2-one; (V) 2-benzylimino-3-methyl-benzoxazoline; and (VI) 2-benzylimino-benzoxazoline. Neither methylation nor substitution of S with O changes the geometry significantly for (I)–(IV). For the methylated compound (V) there are very small changes also on substitution with N–CH₂–C₆H₅. The molecules of (VI) form dimers with N...H...N bonds of length 2.933 Å. Some averaged bond distances and angles for (I)–(V) with corresponding values for (VI) in parentheses are: O–C7: 1.383(1.375) Å; N–C7: 1.349(1.310) Å; C1–O–C7: 107.4(104.0)°; O–C7–N: 107.8(114.2)°; C7–N–C1: 109.9(105.1)°. The differences are probably related to the hydrogen bond formation.

The interactions of benzoxazolone, benzoxazolethione, and their derivatives with fatty, aromatic, and alkylaromatic amines have been studied by Simov *et al.*¹⁻⁴ The main features are: (1) the heteroatomic ring is opened and asymmetric di- or tri-substituted ureas or thioureas are obtained; (2) the products are derivatives of 2-aminobenzoxazole;⁵ and (3) substitution of H in NH by CH₃ reduces the interaction rate in the case of benzoxazolone, while it has the opposite effect for benzoxazolethione.

Infrared stretching frequencies of C=N in iminobenzoxazolines have been determined to lie in the interval 1717–1745 cm⁻¹.⁶ This is considerably higher than reported values (1670–1690 cm⁻¹) for azomethine groups in non-conjugated positions to conjugated systems.^{7,8}

Hoping to elucidate these and some other characteristics, X-ray crystal structure analyses of the following benzoxazoline derivatives have been carried out:



(I) 3-methyl-benzoxazoline-2-thione, (II) benzoxazoline-2-thione, (III) 3-methyl-benzoxazoline-2-one, (IV) benzoxazoline-2-one, (V) 2-benzylimino-3-methyl-benzoxazoline, and (VI) 2-benzylimino-benzoxazoline. The crystal structure determination of (I) (based on film data) has been presented earlier.⁹ For comparison some results will be included in this paper.

For the compounds (II)–(VI) the intensities have been measured on an automatic four circle diffractometer with a highly orientated graphite crystal monochromator. The radiation used was $\text{MoK}\alpha$ and $2\theta_{\text{max}}$ ranged from 45° to 50° . No corrections for absorption or secondary extinction effects were carried out.

The phase problems for (III)–(VI) were solved by direct methods^{10*} while the solution for (II) was obtained from the Patterson function. All structures have been refined by full-matrix least squares technique with weights calculated from the standard deviations in intensities, $\sigma(I)$, taken as

$$\sigma(I) = [C_T + (0.02C_N)^2]^{\frac{1}{2}}$$

where C_T is the total number of counts and C_N the net count (peak minus background). Anisotropic temperature factors were introduced for all non-hydrogen atoms, the expression for the vibration being:

$$\exp - (B_{11}h^2 + B_{22}k^2 + B_{33}l^2 + B_{12}hk + B_{13}hl + B_{23}kl)$$

Crystal data and final R -values are given in Table 1. Methyl hydrogens were localized in difference Fourier maps; other H-positions were calculated. Refinements of isotropic thermal parameters for hydrogens gave reasonable results for (II) and (IV) only. Final fractional coordinates and thermal parameters with estimated standard deviations are given in Tables 2 and 3. A comparison between observed and calculated structure factors is presented in Table 4.

The principal axes of the thermal vibration ellipsoids were calculated from the thermal parameters of Table 2.

* All programs used are included in this reference.

Table 1. Crystal data and final *R*-values.

Compound	Space group	Cell dimensions	<i>Z</i>	ρ_{calc}	ρ_{obs}	Observed reflections	<i>R</i> %	<i>R_w</i> %
I	<i>P2₁/c</i>	<i>a</i> = 9.24 Å <i>b</i> = 6.90 <i>c</i> = 12.86 β = 99.0°	4	1.35	1.34	674	7.7	11.3
II	<i>P2₁</i>	<i>a</i> = 8.573(3) Å <i>b</i> = 9.039(3) <i>c</i> = 4.353(2) β = 90.00 (3)°	2	1.49	1.49	545	3.2	3.7
III	<i>P2₁/c</i>	<i>a</i> = 5.716(1) Å <i>b</i> = 4.340(1) <i>c</i> = 29.506(4) β = 105.00 (1)°	4	1.40	1.37	912	3.3	3.8
IV	<i>P2₁2₁2₁</i>	<i>a</i> = 4.457(2) Å <i>b</i> = 6.654(3) <i>c</i> = 20.996(7)	4	1.44	1.43	506	2.7	3.0
V	<i>P2₁</i>	<i>a</i> = 14.267(5) Å <i>b</i> = 5.540(1) <i>c</i> = 8.946(3) β = 119.44 (3)°	2	1.28	1.25	957	5.1	5.5
VI	<i>P2₁/c</i>	<i>a</i> = 13.265(4) Å <i>b</i> = 7.556(3) <i>c</i> = 12.270(4) β = 111.96 (3)°	4	1.30	1.28	1016	3.8	4.6

Root mean square amplitudes, the corresponding *B*-values for the atomic anisotropic thermal vibration along the principal axes, as well as their components along the crystal axes are listed in Table 5.

By including all atoms in the molecules, the r.m.s. discrepancies between atomic anisotropic vibration tensor components calculated from the thermal parameters of Table 2, and those calculated from the rigid-body parameters obtained by analysis of librational, translational and screw motion¹¹ are:

(I)	(II)	(III)	(IV)	(V)	(VI)
0.0080	0.0031	0.0018	0.0021	0.0061	0.0051

The values for (III) and (IV) support the assumption of regarding these molecules as oscillating rigid bodies. However, the r.m.s. librational amplitudes are moderate:

$$\begin{aligned} \text{(III)} \quad & L1 = 5.4^\circ, L2 = 3.7^\circ, L3 = 3.4^\circ \\ \text{(IV)} \quad & L1 = 6.0^\circ, L2 = 4.8^\circ, L3 = 3.7^\circ \end{aligned}$$

and no bond distance increased more than three times e.s.d. when corrected for libration. Uncorrected values for bond distances and angles are therefore presented in Table 6.

Table 2. Fractional atomic coordinates and anisotropic thermal vibration parameters with estimated standard deviations (multiplied by 10^6). For numbering of atoms, see Fig. 1.

Atom	<i>x</i>	<i>y</i>	<i>z</i>	B_{11}	B_{22}	B_{33}	B_{12}	B_{13}	B_{23}
(II)									
S	-16237 10	50000	-08389 20	01583 15	01048 13	05966 59	-00081 39	-00292 40	-00731 78
O	05887 53	38945 32	27322 100	01553 59	00663 39	05978 219	-00020 72	00586 170	-00054 146
N	07392 65	63036 45	22841 122	01584 70	00690 50	05384 249	-00012 91	00596 205	00352 171
C1	18584 65	43555 62	44423 131	01211 85	00879 59	04555 323	00061 104	01211 270	00025 187
C2	28553 77	35168 73	61025 152	01641 99	01069 73	06811 364	00283 153	01043 310	00945 269
C3	40512 92	42855 87	75835 182	01875 123	01564 98	05863 386	00666 179	01017 368	01427 309
C4	41853 87	58117 85	73870 175	01309 86	01537 87	05866 359	-00031 146	-00121 294	00109 291
C5	31454 74	66496 75	57007 139	01599 97	00986 69	06289 362	-00267 122	01136 290	-00372 251
C6	19944 68	58849 61	41907 128	01412 94	00813 60	04438 306	00017 106	01202 286	-00001 203
C7	-00869 36	51069 76	14042 70	01497 48	00832 47	04542 170	-00021 145	01479 150	-00262 278
(III)									
O1	23850 24	05901 35	43900 5	05114 58	09109 106	00216 2	-01027 124	00816 20	00204 26
O2	16386 19	30043 29	36851 4	03374 40	07063 85	00197 2	-01196 97	00319 16	-00208 22
N	51493 23	39313 33	41963 4	03251 49	06574 97	00156 2	00060 113	00325 16	-00310 26
C1	29478 28	50369 40	34816 6	03236 59	05289 102	00170 3	00222 133	00345 22	-00355 28
C2	22918 36	62688 48	30432 7	03876 68	06877 133	00183 3	00522 162	00137 24	-00337 34
C3	39747 37	82174 46	29206 7	05089 80	06498 127	00182 3	01223 176	00531 27	-00108 34

Table 2. Continued.

C4	61710 37	88316 46	32345 7	04609 80	06225 126	00212 4	-00302 161	00813 29	-00178 25
C5	68101 32	75495 45	36789 7	03384 60	06530 119	00191 3	-00586 149	00427 23	-00498 34
C6	51339 28	56207 38	37960 5	03103 58	05193 101	00158 3	00679 124	00375 20	-00420 27
C7	30472 32	23409 46	41291 7	03767 65	06593 120	00178 3	00448 155	00522 24	-00302 33
CM	70878 39	37979 67	46198 7	04272 77	09934 184	00168 3	00525 203	00281 26	-00309 40

(IV)

O1	48036 36	38625 30	20099 10	08708 116	03794 57	00311 6	-03531 144	-00542 39	-00466 30
O2	14726 28	31072 21	12387 8	05823 84	02158 34	00254 4	-00718 87	-00272 28	00108 23
N	25352 39	07379 31	19347 10	05761 103	02560 49	00204 5	00964 121	-00282 38	00143 28
C1	-01331 37	13934 28	10816 11	03983 90	02055 48	00215 6	00248 109	00120 34	-00007 27
C2	-20513 49	11422 47	05757 12	04846 111	03192 74	00239 6	00247 156	-00250 44	00171 40
C3	-33607 50	-07291 49	05194 15	04761 121	03868 88	00284 8	-01147 169	-00111 48	-00568 46
C4	-27438 51	-22479 44	09440 14	05382 138	02672 66	00372 9	-01692 169	00579 56	-00618 43
C5	-07933 47	-19796 37	14491 14	05683 122	02171 57	00310 8	00687 141	00684 49	00063 41
C6	05126 38	-00998 31	15064 11	03841 91	02045 47	00214 6	00802 109	00260 38	-00032 29
C7	31358 48	26487 37	17668 11	05564 117	02608 63	00215 6	-00526 148	-00104 41	-00151 33

(V)

O	23120 20	71900	48112 30	00632 21	03690 134	01474 52	00836 109	00920 55	01137 157
N1	19308 25	75930 93	19240 41	00591 25	04741 195	01551 64	00116 131	01091 67	-00459 201
N2	12481 24	101778 106	32170 38	00522 25	04132 171	01380 63	00587 132	00868 65	00639 194

Table 2. Continued.

C1	19998 30	85614 103	58089 46	00516 29	03443 193	01310 73	-00154 148	00919 77	-00151 226
C2	22753 33	81456 116	74840 52	00582 31	04188 215	01405 77	-00125 160	00772 80	00077 232
C3	18751 35	98070 124	82012 57	00763 37	05196 266	01390 82	-00329 196	01073 91	-00781 280
C4	12318 37	116716 120	72510 56	00764 35	04223 225	01800 91	00017 173	01413 94	-01053 262
C5	09464 34	120543 126	55327 55	00610 31	04449 217	01940 90	00132 168	01193 87	00283 269
C6	13480 29	104029 100	48421 45	00437 28	03112 171	01342 78	-00049 140	00678 75	00276 222
C7	18308 30	82921 99	31832 47	00453 30	03229 192	01419 74	00057 145	00701 78	00092 215
C8	26260 39	55334 124	21394 69	00705 35	04533 238	01970 96	-00689 178	01349 95	-01334 275
C9	36952 31	62633 101	22746 48	00562 32	03655 199	01192 71	00262 138	00811 82	00201 209
C10	41465 33	48115 116	15573 51	00621 32	03548 210	01672 84	00196 162	00864 84	-00277 234
C11	51445 38	54041 129	17245 63	00742 38	04918 249	02317 107	01096 192	01506 107	00603 210
C12	56738 40	74331 132	25964 62	00624 38	05759 283	02176 105	00325 201	01216 111	00957 328
C13	52195 37	89143 122	32704 55	00696 36	03780 220	01997 93	-00300 171	00796 97	-00369 271
C14	42286 36	83354 109	31261 56	00704 35	04150 220	01631 83	-00035 174	00983 92	-01005 247
CM	05663 40	116275 129	17160 59	00588 30	04291 217	01697 80	00538 158	00754 83	01873 256
(VI)									
O	80232 13	23283 22	51889 13	00641 15	01888 44	00714 17	-00478 53	00536 28	00284 46
N1	98300 16	31827 28	60403 16	00632 19	01980 54	00544 19	-00139 54	00216 32	00541 55
N2	87039 16	40006 27	41039 17	00654 19	01353 47	00743 22	-00272 50	00587 33	00151 53
C1	71998 20	26057 33	40993 21	00559 20	01582 62	00663 24	-00251 60	00451 39	00049 65

Table 2. Continued.

C2	61464 22	20388 43	37215 26	00670 26	02394 76	00975 30	-00638 73	00758 47	00019 79
C3	54822 23	24949 42	25919 24	00552 22	02542 85	00909 30	-00092 70	00384 45	-00216 86
C4	58865 22	35198 38	19011 25	00694 25	01961 72	00768 27	00453 69	00307 43	00072 73
C5	69555 21	40994 36	23031 22	00663 23	01635 63	00721 27	00135 65	00446 43	00160 65
C6	76126 18	36343 31	34354 20	00506 21	01343 56	00672 24	-00141 56	00443 37	-00251 61
C7	88988 20	32220 32	51161 21	00656 22	01235 54	00707 26	-00202 58	00708 41	00147 61
C8	98988 22	24026 40	71608 22	00705 23	01659 62	00700 25	-00145 64	00538 41	00349 67
C9	110656 20	21027 32	79414 20	00656 22	01228 53	00671 25	-00131 59	00530 38	00251 60
C10	114644 24	26424 37	91017 22	00812 25	01892 68	00659 25	-00046 69	00546 41	00164 70
C11	125247 25	23244 43	98301 25	00952 30	02456 82	00685 26	-00318 81	00371 48	00214 79
C12	132214 25	14545 42	94109 27	00739 26	02194 81	01003 33	00118 74	00240 48	00616 81
C13	128414 24	09183 41	82581 29	00770 26	01949 78	01162 34	00432 74	00737 51	00170 83
C14	117802 23	12269 37	75326 25	00868 28	01703 68	00754 27	-00071 69	00626 46	-00049 70

The molecules (I), (II), (III), and (IV) are planar to within 0.02 Å. By excluding CM in (V), the parts of the molecules (V) and (VI) separated by the N1-C8-bond are also planar to within 0.02 Å, with angles between the planes of 89° and 117°, respectively. CM is out of the plane through O, N1, N2, C1, ..., C7 by 0.14 Å. (For numbering of atoms, see Fig. 1.)

In the reactions mentioned above the opening of the heteroatomic ring occurs at the C7-O bond. As mentioned above, the interaction rate is larger for (I) than for (II). The C7-O distance of (I) (1.393 Å) seems to be somewhat longer than that of (II) (1.369 Å). However, the standard deviations are large, and the difference is not significant. The opposite effect for benzoxazolone, (IV) reacting faster than (III), is not at all reflected in the C-O distances (1.379 Å for (III) and 1.368 Å for (IV)). The bonds are equal within error limits. For the iminobenzoxazolines, however, the C-O bond distance of the 2-

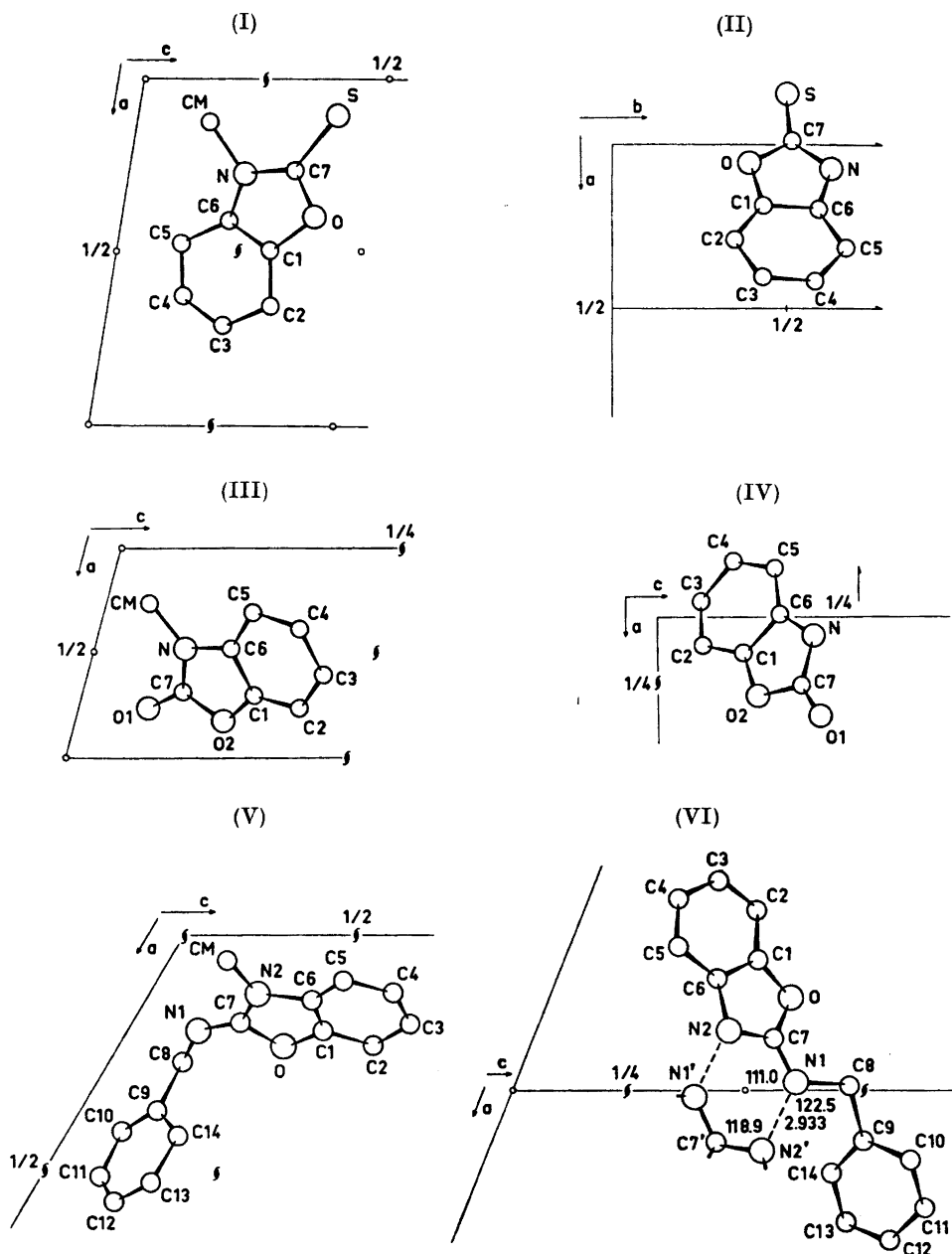


Fig. 1. (I) 3-Methyl-benzoxazoline-2-thione viewed along $[010]$, (II) benzoxazoline-2-thione viewed along $[001]$, (III) 3-methyl-benzoxazoline-2-one viewed along $[010]$, (IV) benzoxazoline-2-one viewed along $[010]$, (V) 2-benzylimino-3-methyl-benzoxazoline viewed along $[010]$, and (VI) 2-benzylimino-benzoxazoline viewed along $[010]$.

Table 3. Fractional atomic coordinates and isotropic thermal parameters, with estimated standard deviations, for hydrogen atoms. Hm and Hm,n are bonded to Cm, HM,n to CM and HN to N.

Atom	<i>x</i>	<i>y</i>	<i>z</i>	<i>B</i> (Å ²)	Atom	<i>x</i>	<i>y</i>	<i>z</i>	<i>B</i> (Å ²)
	(II)					(V)			
HN	.0502 47	.7207 54	.1734 91	3.7 1.0	H2	.2770 33	.6748 96	.8147 48	5.0
H2	.2774 50	.2387 61	.6404 99	4.2 1.0	H3	.2056 32	.9816 95	.9387 53	5.0
H3	.4885 65	.3825 67	.9016 120	5.3 1.4	H4	.0958 34	1.2711 89	.7757 50	5.0
H4	.5033 70	.6346 62	.8262 131	4.9 1.4	H5	.0495 32	1.3416 95	.4799 49	5.0
H5	.3242 50	.7666 65	.5368 102	3.9 1.1	H8,1	.2244 33	.4322 90	.1203 52	5.0
	(III)				H8,2	.2748 33	.4603 92	.3123 54	5.0
H2	.0780 33	.5791 40	.2831 6	5.0	H10	.3693 30	.3024 92	.0870 48	5.0
H3	.3657 32	.9193 42	.2603 7	5.0	H11	.5443 34	.4457 97	.1242 49	5.0
H4	.7344 33	1.0100 43	.3136 6	5.0	H12	.6335 34	.8028 90	.2654 50	5.0
H5	.8293 34	.7947 41	.3898 6	5.0	H13	.5553 33	1.0399 111	.3914 50	5.0
HM,1	.7347 33	.5759 47	.4765 6	5.0	H14	.3884 31	.9465 90	.3599 48	5.0
HM,2	.8498 35	.3017 44	.4557 6	5.0	HM,1	-.0109 37	1.1577 96	.1441 51	5.0
HM,3	.6671 32	.2370 47	.4851 6	5.0	HM,2	.0815 32	1.1345 80	.0888 52	5.0
	(IV)				HM,3	.0671 35	1.3293 97	.2177 51	5.0
HN	.3331 49	.0064 38	.2227 15	4.3 0.6		(VI)			
H2	-.2432 52	.2131 42	.0294 14	4.6 0.7	HN2	.9181 18	.5187 36	.4097 20	5.0
H3	-.4630 60	-.0998 53	.0183 19	6.6 0.6	H2	.5875 20	.1424 35	.4193 22	5.0
H4	-.3686 52	-.3553 41	.0910 14	5.0 0.5	H3	.4706 22	.2128 35	.2247 22	5.0
H5	-.0317 45	-.3023 44	.1763 14	4.7 0.6					

Table 3. Continued.

Atom	<i>x</i>	<i>y</i>	<i>z</i>	<i>B</i> (Å ²)	Atom	<i>x</i>	<i>y</i>	<i>z</i>	<i>B</i> (Å ²)
H4	.5376 21	.3774 34	.1078 23	5.0	H11	1.2775 21	.2711 35	1.0657 24	5.0
H5	.7243 20	.4860 36	.1834 23	5.0	H12	1.3925 22	.1200 34	.9941 23	5.0
H8,1	.9499 20	.1285 36	.6946 22	5.0	H13	1.3303 20	.0305 37	.7981 22	5.0
H8,2	.9506 20	.3223 36	.7573 21	5.0	H14	1.1483 20	.0844 34	.6721 23	5.0
H10	1.0896 20	.3221 35	.9363 21	5.0					

methyl derivative (1.408 Å) is significantly longer than that of (VI) (1.375 Å). The reaction rates of these compounds are unknown to the author.

By taking into account the estimated limits of error, it may be seen from Table 6 that none of the bond distances and angles of (I) and (III) differ significantly from the corresponding values for (II) and (VI), respectively. This means that the geometry is unchanged on methylation. By comparing the geometry of (I) with (III), and (II) with (IV) it is also clear that no significant changes occur on substitution of S with O.

The C=N bond of (V) (1.264(5) Å) corresponds to that of α -*p*-dimethylaminobenzaldoxime (1.264(5) Å).¹² The authors point out that this is slightly longer than what, according to Bayer and Häflinger,¹³ is a normal C–N double bond (1.225 Å). However, in cyclohexane-1,4-dioxime¹⁴ the two independent C=N bonds are 1.275(4) Å and 1.277(3) Å, respectively, and the C=N infrared stretching frequency is about 1670 cm⁻¹. The crystal structure determination of diiminosuccinonitrile has recently been carried out,¹⁵ and shows C=N bond distance of 1.275(2) Å. The corresponding IR frequency for this compound is 1630 cm⁻¹. C–N double bond lengths found by microwave investigations of formaldoxime¹⁶ and *N*-methyl-methylenimine¹⁷ are 1.276 Å and 1.30 Å, respectively. The difference between the values above and that of (V) are not significant, and do not account for the high C=N stretching frequencies of iminobenzoxazolines.

The molecules of (VI) form dimers with strong intermolecular hydrogen bonds of length 2.933 Å (Fig. 1 (VI)). Since the hydrogen atom of this bond could not be localized in the difference Fourier map, multiplicity factors of half-hydrogens at N1 and N2 were refined. Five cycles of least squares refinement did not discriminate between the sites. The lowest *R*-factor was obtained with H at a distance of 1.09 Å from N2. However, the *R*-value differences were small, and it cannot be stated with confidence that this is the true position. The N1...H...N2' distance of (VI) is somewhat shorter than a similar hydrogen bond in isocystine,¹⁸ where two centrosymmetrically related molecules are

Table 4. Observed and calculated structure factors (on 10 times absolute scale).

II

h	k	l	F _o	F _c	h	k	l	F _o	F _c	h	k	l	F _o	F _c	h	k	l	F _o	F _c	h	k	l	F _o	F _c	
1	0	0	298	320	-4	0	1	51	51	2	5	1	74	74	33	-6	2	2	36	36	-1	4	2	27	27
1	0	0	45	43	-1	0	1	236	226	3	5	1	52	52	-5	2	2	53	53	0	4	2	31	32	
1	0	0	78	81	0	0	1	44	43	4	5	1	57	56	-4	2	2	97	96	1	4	2	124	124	
4	0	0	95	57	1	0	1	72	74	5	5	1	85	86	-3	2	2	149	138	2	4	2	44	64	
4	0	0	91	94	0	0	1	267	263	6	5	1	17	20	-2	2	2	15	14	1	4	2	24	24	
4	0	0	56	67	1	0	1	199	190	7	1	1	15	17	-1	2	2	120	114	4	2	2	24	27	
7	0	0	45	44	4	0	1	116	120	-4	6	1	55	55	0	2	2	30	26	4	2	2	54	53	
7	0	0	91	90	0	0	1	51	67	-5	6	1	62	60	1	2	2	60	54	-4	4	2	37	37	
9	0	0	61	59	4	0	1	42	44	-4	6	1	123	110	2	2	2	172	165	-3	4	2	41	41	
1	1	0	200	209	4	0	1	29	25	-3	6	1	41	40	3	2	2	149	133	-2	4	2	76	76	
1	1	0	157	142	-4	1	1	40	40	-2	6	1	76	76	4	2	2	54	60	-1	4	2	43	41	
1	1	0	126	129	-5	1	1	179	137	-1	6	1	121	114	6	2	2	45	46	0	2	2	40	41	
4	1	0	107	109	-4	1	1	24	25	0	6	1	132	129	6	2	2	64	71	1	0	2	51	50	
4	1	0	172	149	-3	1	1	58	58	1	6	1	94	91	7	2	2	25	26	-4	0	2	25	24	
6	1	0	63	63	-2	1	1	375	354	-2	6	1	14	14	10	2	2	18	18	0	2	2	15	15	
7	1	0	32	32	0	1	1	55	53	7	6	1	171	164	0	2	2	24	26	-5	0	3	112	115	
4	1	0	44	47	1	1	1	63	50	4	6	1	39	39	-4	2	2	53	53	-4	0	3	220	225	
4	1	0	65	64	2	1	1	84	86	5	6	1	118	117	-4	2	2	76	76	-3	0	3	13	13	
10	1	0	16	14	3	1	1	155	154	6	6	1	64	70	-4	3	2	40	40	-2	0	3	32	31	
1	1	0	476	477	4	1	1	220	229	7	6	1	24	24	-4	3	2	32	32	-1	0	3	67	67	
1	1	0	210	212	4	1	1	42	42	6	6	1	31	31	0	3	2	64	62	4	0	3	42	40	
2	1	0	14	16	6	1	1	31	30	-6	7	1	83	82	-2	3	2	114	116	1	0	3	114	116	
2	1	0	224	233	7	1	1	153	154	-5	7	1	77	77	-1	3	2	49	46	2	0	3	64	70	
4	1	0	65	64	7	1	1	84	86	5	7	1	149	144	0	3	2	154	149	4	0	3	173	183	
4	1	0	177	175	4	1	1	26	24	-3	7	1	74	78	1	3	2	64	67	5	0	3	63	66	
4	1	0	96	97	10	1	1	76	72	-7	7	1	117	119	2	3	2	179	162	6	0	3	27	24	
7	1	0	45	47	2	1	1	74	74	2	7	1	56	56	10	2	2	21	21	2	1	3	21	21	
4	1	0	21	22	-4	2	1	14	14	1	7	1	19	14	4	3	2	132	130	4	0	3	34	36	
9	1	0	34	43	-7	2	1	135	106	1	7	1	70	67	6	3	2	75	75	-6	1	3	25	28	
1	1	0	164	164	0	2	1	70	70	0	7	1	80	80	0	3	2	65	64	-1	3	2	64	65	
2	1	0	190	200	-6	2	1	77	71	7	1	1	84	85	7	3	2	45	44	-4	1	3	57	60	
1	1	0	50	53	-4	2	1	60	61	6	7	1	47	43	0	3	2	26	27	-1	1	3	14	14	
1	1	0	77	77	10	2	1	106	106	-7	7	1	26	26	-7	3	2	26	26	-7	2	3	79	79	
5	1	0	47	45	-2	2	1	124	120	7	7	1	27	25	-6	4	2	24	24	-1	1	3	90	91	
4	1	0	79	74	-1	2	1	237	223	-6	7	1	55	54	-6	4	2	69	65	0	1	3	54	60	
4	1	0	104	104	0	2	1	64	64	-1	7	1	107	107	-1	4	2	107	107	0	2	3	107	107	
4	1	0	55	54	1	2	1	35	34	-4	7	1	34	34	-3	4	2	29	30	2	1	3	14	19	
7	1	0	106	103	7	2	1	143	147	-1	7	1	94	98	-2	4	2	170	170	1	3	3	41	47	
1	1	0	49	49	0	2	1	64	64	0	7	1	111	109	-1	4	2	158	157	1	3	3	111	111	
2	1	0	70	73	4	2	1	23	27	7	7	1	77	77	0	4	2	150	142	6	1	3	56	51	
1	1	0	161	163	6	2	1	69	72	7	7	1	171	176	1	4	2	26	23	6	1	3	44	42	
1	1	0	44	47	5	2	1	106	106	4	7	1	22	24	-2	4	2	71	70	-2	3	3	26	24	
4	1	0	93	94	7	2	1	32	33	4	7	1	25	26	1	4	2	44	44	0	2	3	26	24	
4	1	0	128	130	4	2	1	31	29	6	7	1	42	39	4	4	2	47	47	-5	2	3	96	97	
7	1	0	75	80	-2	2	1	64	63	-5	7	1	36	34	5	4	2	69	69	-1	7	3	104	105	
1	1	0	47	40	-4	2	1	67	59	-3	7	1	74	75	6	4	2	20	20	-3	2	3	16	16	
1	1	0	218	241	-7	2	1	60	68	-2	7	1	84	90	7	4	2	36	36	-7	2	3	45	45	
1	1	0	187	193	-6	2	1	65	65	-1	7	1	97	95	8	4	2	43	39	-1	7	3	116	114	
1	1	0	113	114	-5	3	1	74	77	0	7	1	43	43	-7	5	2	35	34	0	2	3	49	50	
4	1	0	41	46	-4	2	1	55	53	1	7	1	34	34	-6	5	2	25	24	1	2	3	164	167	
1	1	0	77	70	-1	2	1	151	147	-1	7	1	23	23	-5	5	2	111	109	-1	7	3	104	105	
4	1	0	44	41	-2	2	1	181	174	4	7	1	16	17	-4	5	2	13	14	1	2	3	19	17	
7	1	0	62	55	-1	2	1	70	70	4	7	1	53	53	-4	5	2	20	22	4	2	3	67	67	
1	1	0	154	154	0	2	1	107	107	-2	7	1	24	24	-1	5	2	90	90	-2	2	3	104	104	
1	1	0	66	69	1	2	1	190	144	-1	10	1	53	53	-7	5	2	22	22	7	2	3	44	34	
1	1	0	76	78	2	2	1	262	224	0	10	1	55	56	0	5	2	23	22	8	2	3	38	35	
1	1	0	55	55	0	2	1	104	104	-1	10	1	40	40	-1	5	2	14	14	0	2	3	23	23	
1	1	0	63	64	4	2	1	221	220	3	10	1	23	23	0	5	2	148	148	-6	3	3	43	43	
4	1	0	37	36	6	2	1	70	72	-4	10	2	76	74	4	5	2	141	137	-6	3	3	42	43	
1	1	0	63	63	0	2	1	54	54	0	10	2	34	34	0	5	2	74	74	0	3	3	54	54	
4	1	0	44	45	4	2	1	14	13	-6	10	2	57	53	7	4	2	41	41	-3	3	3	100	103	
7	1	0	64	56	-9	4	1	16	15	-5	10	2	51	50	-7	6	2	44	41	-2	7	3	39	39	
7	1	0	75	80	-2	4	1	43	43	-9	10	2	31	29	0	6	2	59	62	-1	7	3	74	74	
7	1	0	75	74	-7	4	1	47	45	-3	10	2	165	142	-2	6	2	25	26	0	7	3	28	28	
7	1	0	21	21	-4	4	1	37	35	-2	10	2	244	234	-4	6	2	48	45	2	7	3	49	48	
7	1	0	154	154	0	4	1	169	169	0	10	2	120	124	-4	6	2	26	24	0	7	3	123	115	
7	1	0	44	47	-6	4	1	64	65	0	10	2	56	56	-2	6	2	74	75	4	7	3	75	74	
7	1	0	74	76	-4	4	1	164	153	0	10	2	114	147	-1	6	2	194	107	5	3	3	40	38	
7	1	0	154	154	0	4	1	169	169	0	10	2	146	146	0	6	2	146	146	0	7	3	146	146	
1	1	0	119	109	-1	4	1	153	150	1	10	2	23	23	-1	6	2	141	139	1	6	3	71	71	
1	1	0	112	119	0	4	1	258	247	0	10	2	73	82	7	6	2	45	64	-6	4	3	23	27	
1	1																								

Table 4. Continued.

h	k	l	Fo	Fc	h	k	l	Fo	Fc	h	k	l	Fo	Fc	h	k	l	Fo	Fc	h	k	l	Fo	Fc	h	k	l	Fo	Fc	h	k	l	Fo	Fc		
4	0	-16	50	52	1	1	20	21	-22	4	1	-25	75	74	0	2	29	45	-41	3	2	-12	79	80	0	3	16	33	29	0	3	17	24	-21		
4	0	-14	151	-151	1	1	20	113	111	4	1	-22	32	-31	2	30	34	-34	3	2	-10	12	11	0	3	10	24	-20	0	3	10	24	-20			
4	0	-12	11	4	1	1	21	39	4	1	-23	24	24	0	2	31	20	30	3	2	-10	12	11	0	3	10	24	-20	0	3	10	24	-20			
4	0	-10	140	152	1	1	22	91	-98	4	1	-22	12	14	1	2	-31	24	23	3	2	-10	91	-97	1	0	3	20	12	2	0	3	20	12	2	
4	0	-8	19	-19	1	1	23	24	4	1	-21	45	-47	4	1	2	-30	24	23	3	2	-9	44	-41	0	3	20	12	2	0	3	20	12	2		
4	0	-6	112	-111	1	1	24	22	21	4	1	-20	25	-25	1	2	-29	27	26	3	2	-8	54	54	0	3	20	12	2	0	3	20	12	2		
4	0	-4	74	-73	1	1	25	69	-70	4	1	-19	56	-60	1	2	-26	12	11	3	2	-7	12	-9	0	3	20	12	2	0	3	20	12	2		
4	0	-2	163	170	1	1	26	63	63	4	1	-18	25	-28	1	2	-25	17	16	3	2	-6	114	111	0	3	20	12	2	0	3	20	12	2		
4	0	0	131	133	1	1	27	12	-3	4	1	-17	30	-28	1	2	-24	24	22	3	2	-5	34	-29	0	3	20	12	2	0	3	20	12	2		
4	0	2	78	77	1	1	28	15	-14	4	1	-16	35	-36	1	2	-23	34	-33	3	2	-4	11	-7	1	3	20	12	2	0	3	20	12	2		
4	0	4	6	108	-108	1	1	30	13	-2	4	1	-14	101	-102	1	2	-21	12	4	3	2	-2	39	-38	1	3	20	12	2	0	3	20	12	2	
4	0	6	116	-116	1	1	31	26	26	4	1	-13	12	-8	1	2	-20	32	-36	3	2	-1	92	-94	1	3	20	12	2	0	3	20	12	2		
4	0	8	109	-103	1	1	32	18	-13	4	1	-12	44	-42	1	2	-19	23	-23	3	2	0	48	-47	1	3	20	12	2	0	3	20	12	2		
4	0	12	15	16	2	1	33	23	-23	4	1	-11	121	120	2	2	-18	23	-24	3	2	2	51	-48	1	3	20	12	2	0	3	20	12	2		
4	0	14	105	107	2	1	30	25	-24	4	1	-10	17	18	1	2	-17	24	26	3	2	2	108	-112	1	3	20	12	2	0	3	20	12	2		
4	0	16	12	-8	2	1	32	19	-16	4	1	-9	50	50	2	2	-16	13	-13	3	2	3	57	-58	1	3	20	12	2	0	3	20	12	2		
4	0	18	39	-38	2	1	33	25	-23	4	1	-8	80	84	1	2	-15	50	55	3	2	4	24	-27	1	3	20	12	2	0	3	20	12	2		
4	0	20	28	23	2	1	34	27	-27	4	1	-7	37	40	1	2	-14	53	59	3	2	5	38	-41	1	3	20	12	2	0	3	20	12	2		
4	0	22	43	48	2	1	35	48	-48	4	1	-6	33	-33	1	2	-13	11	-11	3	2	6	74	-74	1	3	20	12	2	0	3	20	12	2		
5	0	-26	37	-36	2	1	25	27	-27	4	1	-5	53	53	1	2	-12	159	163	3	2	7	125	123	1	3	20	12	2	0	3	20	12	2		
5	0	-24	49	-49	2	1	24	19	18	4	1	-4	33	-31	1	2	-11	11	-12	3	2	8	29	-18	1	3	20	12	2	0	3	20	12	2		
5	0	-22	73	-78	2	1	22	24	28	4	1	-2	12	-6	1	2	-9	412	-414	3	2	10	67	-71	1	3	20	12	2	0	3	20	12	2		
5	0	-20	12	16	2	1	21	71	-68	4	1	-1	28	32	1	2	-8	266	-266	3	2	11	91	92	1	3	20	12	2	0	3	20	12	2		
5	0	-18	57	59	2	1	20	19	-16	4	1	0	25	-24	1	2	-7	19	-17	3	2	12	38	-38	2	3	20	12	2	0	3	20	12	2		
5	0	-16	83	83	2	1	19	11	-5	4	1	1	92	94	1	2	-5	239	237	3	2	13	45	45	1	3	20	12	2	0	3	20	12	2		
5	0	-14	12	12	2	1	18	11	-11	4	1	0	2	41	-41	1	2	-4	115	110	3	2	14	20	20	1	3	20	12	2	0	3	20	12	2	
5	0	-12	24	-23	2	1	18	11	-11	4	1	0	2	41	-41	1	2	-4	115	110	3	2	14	20	20	1	3	20	12	2	0	3	20	12	2	
5	0	-10	99	99	2	1	17	124	133	4	1	0	3	44	-44	1	2	-3	14	-14	3	2	15	-14	-14	1	3	20	12	2	0	3	20	12	2	
5	0	-8	83	-82	2	1	16	67	-68	4	1	0	4	51	49	1	2	-2	44	-42	3	2	16	17	-18	1	3	20	12	2	0	3	20	12	2	
5	0	-6	19	-20	2	1	15	93	-95	4	1	0	5	12	-16	1	2	-1	299	-300	3	2	18	12	-9	1	3	20	12	2	0	3	20	12	2	
5	0	-4	118	118	2	1	14	103	112	4	1	0	6	103	104	1	2	-1	106	-107	3	2	19	12	-10	1	3	20	12	2	0	3	20	12	2	
5	0	0	88	-92	2	1	14	147	147	4	1	0	8	13	14	1	2	2	106	106	3	2	20	13	13	1	3	20	12	2	0	3	20	12	2	
5	0	2	87	-87	2	1	13	105	-101	4	1	0	9	10	10	1	2	-2	102	-102	3	2	21	12	-11	1	3	20	12	2	0	3	20	12	2	
5	0	4	88	87	2	1	12	57	59	4	1	0	10	12	-101	1	2	4	138	141	4	2	22	31	31	1	3	20	12	2	0	3	20	12	2	
5	0	6	92	93	2	1	11	9	-4	4	1	1	11	12	-8	1	2	5	37	-37	4	2	23	39	39	1	3	20	12	2	0	3	20	12	2	
5	0	8	29	-30	2	1	10	128	-129	4	1	0	12	45	-44	1	2	6	32	-32	4	2	24	4	-4	1	3	20	12	2	0	3	20	12	2	
5	0	10	17	14	2	1	9	45	43	4	1	0	13	3	27	7	7	262	-260	4	2	25	17	17	1	3	20	12	2	0	3	20	12	2		
5	0	12	13	-12	2	1	8	80	85	4	1	0	14	15	11	2	8	65	67	4	2	26	12	-5	1	3	20	12	2	0	3	20	12	2		
5	0	14	16	22	2	1	7	102	99	4	1	0	17	24	-23	1	2	10	16	18	4	2	27	8	-8	1	3	20	12	2	0	3	20	12	2	
5	0	16	65	61	2	1	6	90	96	4	1	0	18	10	10	1	2	10	16	18	4	2	28	12	-5	1	3	20	12	2	0	3	20	12	2	
5	0	18	22	48	44	2	1	1	134	127	5	1	0	18	13	14	1	2	11	128	121	4	2	29	12	-1	1	3	20	12	2	0	3	20	12	2
5	0	20	58	-53	2	1	0	85	-63	4	1	0	19	11	-29	1	2	12	102	-101	4	2	30	12	-16	1	3	20	12	2	0	3	20	12	2	
5	0	22	58	-56	2	1	0	172	164	4	1	0	20	13	12	1	2	12	102	-101	4	2	30	12	-16	1	3	20	12	2	0	3	20	12	2	
5	0	24	16	12	3	1	0	70	-71	5	1	0	24	13	10	1	2	14	17	20	4	2	31	89	89	1	3	20	12	2	0	3	20	12	2	
5	0	26	84	80	2	1	0	110	109	5	1	0	23	12	-8	1	2	15	95	-95	4	2	32	13	-13	1	3	20	12	2	0	3	20	12	2	
5	0	28	21	-21	3	1	0	104	-104	5	1	0	24	14	16	1	2	16	96	-95	4	2	33	12	-12	1	3	20	12	2	0	3	20	12	2	
5	0	30	10	-10	3	1	0	186	-183	5	1	0	25	16	17	1	2	17	12	11	4	2	34	16	-16	1	3	20	12	2	0	3	20	12	2	
5	0	32	105	107	2	1	0	131	129	5	1	0	26	15	-45	1	2	18	12	-9	4	2	35	16	-16	1	3	20	12	2	0	3	20	12	2	
5	0	34	52	-51	2	1	0	257	-254	5	1	0	27	15	19	1	2	19	25	-27	4	2	36	16	-16	1	3	20	12	2	0	3	20	12	2	
5	0	36	120	-114	2	1	0	111	-117	5	1	0	28	16	17	1	2	20	65	64	4	2	37	16	-16	1	3	20	12	2	0	3	20	12	2	
5	0	38	13	13	2	1	0	93	-29	5	1	0	29	13	15	1	2	21	37	40	4	2	38	16	-16											

Table 4. Continued.

h	k	l	Fo	Fc	h	k	l	Fo	Fc	h	k	l	Fo	Fc	h	k	l	Fo	Fc
3	3	-1	41	-44	4	3	-2	12	-3	0	4	5	12	-34	1	4	-3	13	-8
3	3	0	40	-47	4	3	-1	47	-44	0	4	6	12	-2	1	4	-2	39	-30
3	3	1	50	-59	4	3	0	39	-37	0	4	7	16	-9	1	4	-1	22	-21
3	3	2	64	-65	4	3	1	26	-26	0	4	8	28	-26	2	4	0	28	-26
3	3	3	90	-98	4	3	2	32	-26	0	4	9	45	-45	1	4	1	48	-47
3	3	4	26	-25	4	3	3	27	-25	0	4	10	36	-37	1	4	2	42	-41
3	3	5	36	-38	4	3	4	15	-15	0	4	11	35	-37	2	4	3	35	-37
3	3	6	91	-95	4	3	5	65	-65	0	4	12	13	-3	1	4	4	32	-31
3	3	7	17	-17	4	3	6	17	-17	0	4	13	13	-3	1	4	5	19	-19
3	3	8	40	-42	4	3	7	36	-36	0	4	14	24	-23	1	4	6	19	-19
3	3	9	64	-65	4	3	8	13	-12	0	4	15	28	-26	1	4	7	18	-18
3	3	10	83	79	4	3	9	30	-37	0	4	16	15	-15	1	4	8	13	-12
3	3	11	21	19	4	3	10	24	-42	0	4	17	15	-11	1	4	9	13	-12
3	3	12	13	8	4	3	11	23	-24	0	4	18	13	-4	1	4	10	22	-20
3	3	13	14	9	4	3	12	15	-13	0	4	19	26	-26	1	4	11	49	-46
3	3	14	52	-54	4	3	13	15	-12	0	4	20	13	-15	1	4	12	14	-8
3	3	15	31	-28	4	3	14	24	-20	0	4	21	14	-14	1	4	13	22	-20
3	3	16	13	-10	4	3	15	22	-10	0	4	22	13	-14	2	4	-21	13	-6
3	3	17	31	-31	4	3	16	18	-22	0	4	23	14	-18	2	4	-20	14	-10
3	3	18	31	-31	4	3	17	14	-18	0	4	24	15	-19	2	4	-19	10	-10
3	3	-21	21	-17	4	3	-10	17	-16	1	4	-20	21	-21	2	4	-20	21	-21
3	3	-22	13	-13	4	3	-9	26	-23	1	4	-19	13	-8	2	4	-18	13	-9
3	3	-20	13	5	4	3	-8	13	-12	1	4	-18	15	-16	2	4	-17	13	-5
3	3	-18	13	-9	4	3	-7	14	-12	1	4	-17	28	-20	2	4	-16	17	-10
3	3	-16	12	-9	4	3	-6	16	-11	1	4	-16	22	-19	2	4	-15	21	-24
3	3	-14	12	-9	4	3	-5	17	-10	1	4	-15	42	-42	2	4	-14	20	-21
3	3	-14	28	-32	4	3	-4	14	-9	1	4	-14	44	-44	2	4	-13	17	-14
3	3	-13	12	-8	4	3	-3	14	-9	1	4	-13	13	-11	2	4	-12	13	-10
3	3	-12	12	-8	4	3	-2	13	-10	1	4	-12	32	-33	2	4	-11	20	-21
3	3	-11	10	-7	4	3	-1	14	-10	1	4	-11	44	-44	2	4	-10	29	-29
3	3	-10	44	-46	4	3	0	32	-34	1	4	-10	40	-40	2	4	-9	48	-45
3	3	-9	44	-46	4	3	1	36	-34	1	4	-9	19	-19	2	4	-8	51	-49
3	3	-8	12	-13	4	3	2	37	-33	1	4	-8	44	-44	2	4	-7	51	-49
3	3	-7	63	-61	4	3	3	41	-41	1	4	-7	13	-13	2	4	-6	50	-48
3	3	-6	12	-13	4	3	4	36	-32	1	4	-6	44	-44	2	4	-5	48	-47
3	3	-5	16	-10	4	3	5	31	-31	1	4	-5	14	-14	2	4	-4	46	-44
3	3	-4	56	-58	4	3	6	13	-11	1	4	-4	21	-21	2	4	-3	57	-58

IV

h	k	l	Fo	Fc	h	k	l	Fo	Fc	h	k	l	Fo	Fc	h	k	l	Fo	Fc				
0	0	0	2	199	204	0	0	0	74	76	1	1	16	82	85	1	5	12	25	26			
0	0	0	6	653	738	0	0	4	13	8	1	1	17	75	76	1	5	13	81	79			
0	0	0	6	174	187	0	0	8	18	14	1	1	18	82	84	1	5	14	82	84			
0	0	0	6	258	267	0	0	4	11	34	4	1	19	48	49	1	5	15	41	40			
0	0	0	10	195	107	0	0	4	12	111	112	1	1	21	41	41	1	5	16	28			
0	0	0	12	236	238	0	0	4	14	14	10	1	2	20	20	20	2	5	17	29			
0	0	0	14	34	37	0	0	4	14	14	10	1	2	261	256	1	5	18	36	37			
0	0	0	16	110	107	0	0	4	16	66	62	1	2	74	72	1	5	19	97	98			
0	0	0	20	102	96	0	0	4	16	64	68	1	2	46	45	1	5	20	46	45			
0	0	0	24	62	60	0	0	4	14	20	23	1	2	3	3	3	6	2	24	26			
0	0	1	2	210	223	0	0	4	20	27	26	1	2	4	128	125	1	6	3	43	44		
0	0	1	2	475	513	0	0	2	19	20	1	2	11	119	119	1	6	4	36	35			
0	0	1	3	164	191	0	0	5	1	98	94	1	2	6	47	41	1	6	5	54	58		
0	0	1	4	202	211	0	0	5	2	71	68	1	2	7	92	91	1	6	6	59	60		
0	0	1	5	233	240	0	0	5	4	72	74	1	2	9	44	45	1	6	8	34	35		
0	0	1	6	123	118	0	0	5	4	72	74	1	2	9	44	45	1	6	8	34	35		
0	0	1	7	113	107	0	0	5	5	124	132	1	2	10	161	161	1	6	9	26	27		
0	0	1	8	186	191	0	0	5	5	119	120	1	2	11	115	114	1	6	10	34	35		
0	0	1	9	116	109	0	0	5	8	23	24	1	2	12	62	63	1	6	12	46	47		
0	0	1	10	80	74	0	0	5	9	64	69	1	2	13	54	54	1	6	13	11	13		
0	0	1	11	36	37	0	0	5	10	15	14	1	2	14	83	81	1	6	14	12	12		
0	0	1	12	102	110	0	0	5	11	54	60	1	2	15	52	54	1	6	15	38	39		
0	0	1	13	259	265	0	0	5	12	40	43	1	2	16	15	15	1	7	1	34	35		
0	0	1	15	79	83	0	0	5	14	91	92	1	2	17	63	62	1	7	3	29	31		
0	0	1	16	35	43	0	0	5	14	91	92	1	2	18	89	88	1	7	3	29	31		
0	0	1	17	126	125	0	0	5	15	17	12	1	2	20	52	51	1	7	4	37	35		
0	0	1	18	54	54	0	0	5	15	17	12	1	2	21	45	46	1	7	4	37	35		
0	0	1	19	19	19	0	0	5	16	69	69	1	2	22	25	25	1	7	6	12	13		
0	0	1	22	94	90	0	0	5	19	95	92	1	2	23	13	14	1	7	8	26	26		
0	0	2	0	216	228	0	0	8	11	12	11	3	0	312	311	1	7	10	22	15	2	4	103
0	0	2	0	177	182	0	0	8	11	12	11	3	0	312	311	1	7	10	22	15	2	4	103
0	0	2	2	41	39	0	0	6	2	11	10	1	3	2	39	39	0	8	0	96	96		
0	0	2	3	44	40	0	0	6	2	110	135	1	3	3	173	173	0	8	1	138	143		
0	0	2	3	382	353	0	0	6	4	76	76	1	3	4	207	207	0	8	2	146	143		
0	0	2	5	145	149	0	0	6	5	47	48	1	3	5	92	92	0	8	3	51	52		
0	0	2	6	67	63	0	0	6	7	49	52	1	3	6	41	42	0	9	0	85	80		
0	0	2	7	32	31	0	0	6	7	112	115	1	3	7	162	161	0	9	1	195	194		
0	0	2	8	196	200	0	0	6	9	51	49	1	3	8	84	84	0	9	6	115	111		
0	0	2	9	122	118	0	0	6	10	50	47	1	3	9	63	63	0	9	7	61	63		
0	0	2	10	95	96	0	0	6	11	19	17	1	3	10	26	28	0	9	8	196	196		
0	0	2	11	24	21	0	0	6	14	39	38	1	3	11	67	66	0	9	6	66	64		
0	0	2	12	34	38	0	0	6	16	29	31	1	3	12	40	42	0	9	11	76	76		
0	0	2	13	101	122	0	0	7	1	14	15	1	3	13	58	60	0	9	13	29	27		
0	0	2	14	80	77	0	0	7	2	19	18	1	3	14	30	31	0	10	4	73	72		
0	0	2	15	64	64	0	0	7	3	21	23	1	3	15	14	15	0	10	5	14	13		
0	0	2	16	14	15	0	0	7	8	58	47	1	3	16	67	65	0	10	6	97	96		
0	0	2	17	29	31	0	0	7	8	46	50												

Table 4. Continued.

h	k	l	Fo	Fc	h	k	l	Fo	Fc	h	k	l	Fo	Fc	h	k	l	Fo	Fc	h	k	l	Fo	Fc	h	k	l	Fo	Fc	h	k	l	Fo	Fc
3	4	13	18	15	3	6	2	20	19	4	1	5	47	48	4	2	9	17	16	4	3	12	16	36	34	5	0	6	53	50				
3	4	14	30	28	3	6	4	32	31	4	1	6	35	36	4	2	11	17	16	4	3	13	42	44	5	0	7	31	28					
3	4	15	24	24	3	6	4	22	21	4	1	7	31	30	4	2	12	17	16	4	3	14	42	44	5	0	8	23	25					
3	4	16	11	28	3	6	8	24	22	4	1	8	65	64	4	2	13	18	16	4	4	2	23	22	5	1	0	44	43					
3	5	0	26	26	4	0	0	21	22	4	1	9	15	17	4	2	14	17	17	4	4	3	37	46	5	1	0	15	15					
3	5	1	42	44	4	0	2	32	33	4	1	10	101	39	4	2	15	17	17	4	4	4	47	46	5	1	1	2	29	30				
3	5	2	29	30	4	0	5	59	97	4	1	11	14	16	4	3	0	18	17	4	4	6	58	48	5	1	3	28	28					
3	5	3	11	13	4	0	7	11	15	4	1	12	39	36	4	3	1	18	17	4	4	7	45	42	5	1	5	12	9					
3	5	4	42	40	4	0	8	51	51	4	1	13	22	25	4	3	2	19	17	4	4	8	13	9	5	1	6	14	11					
3	5	5	48	45	4	0	9	68	61	4	1	15	21	23	4	3	3	22	17	4	4	9	41	40	5	1	6	26	31					
3	5	6	26	26	4	0	10	83	83	4	2	0	19	21	4	3	4	25	17	4	4	10	25	22	5	1	0	18	17					
3	5	7	33	32	4	0	11	17	14	4	2	1	25	24	4	3	5	28	17	4	4	11	18	15	5	2	0	61	62					
3	5	8	29	27	4	0	13	21	25	4	2	2	59	61	4	3	6	48	49	4	5	1	10	18	5	2	2	18	21					
3	5	9	18	17	4	0	14	23	26	4	2	3	71	72	4	3	7	46	46	4	5	1	11	18	5	2	2	72	71					
3	5	10	41	42	4	1	0	71	78	4	2	4	5	58	50	4	3	8	48	49	4	5	2	22	20	5	2	3	24	22				
3	5	11	39	38	4	1	2	35	38	4	2	5	56	57	4	3	9	46	46	4	5	3	25	23	5	2	2	27	28					
3	5	12	17	15	4	1	2	51	53	4	2	6	63	64	4	3	10	35	37	4	5	4	22	20	5	2	3	24	22					
3	5	13	17	16	4	1	3	32	38	4	2	7	65	65	4	3	11	38	38	4	5	5	26	24	5	2	4	27	28					
3	5	14	38	38	4	1	4	11	12	5	2	8	15	17	5	3	11	38	38	4	5	6	28	28	5	2	5	13	14					

V

h	k	l	Fo	Fc	h	k	l	Fo	Fc	h	k	l	Fo	Fc	h	k	l	Fo	Fc	h	k	l	Fo	Fc	h	k	l	Fo	Fc	h	k	l	Fo	Fc
0	0	-8	53	54	6	0	3	90	88	0	1	2	410	395	6	1	-1	180	176	13	1	1	32	33	5	2	-7	45	49					
0	0	-6	120	120	6	0	4	26	24	0	1	3	178	175	6	1	0	304	298	14	1	-9	42	37	5	2	-5	69	69					
0	0	-4	176	174	7	0	-8	47	51	0	1	5	92	89	6	1	2	35	35	14	1	-7	17	16	5	2	-2	173	179					
0	0	-3	302	302	7	0	-5	98	90	0	1	6	69	67	6	1	3	45	47	14	1	-6	12	29	5	2	-1	142	140					
0	0	-2	549	523	7	0	-4	155	134	0	1	7	76	75	6	1	4	73	76	14	1	-5	7	54	5	2	-1	226	223					
0	0	-1	344	335	7	0	-3	131	133	0	1	8	51	49	6	1	5	62	62	14	1	-4	23	21	5	2	-1	36	33					
0	0	0	344	335	7	0	-2	57	59	1	1	-9	21	28	6	1	6	20	23	14	1	-2	18	16	5	2	2	21	25					
0	0	0	549	523	7	0	-1	90	88	1	1	-7	40	38	7	1	-8	115	115	14	1	-1	20	16	5	2	2	21	25					
0	0	0	344	335	7	0	0	90	94	1	1	-7	40	38	7	1	-8	115	115	14	1	0	35	35	5	2	2	4	21	24				
0	0	0	176	174	7	0	1	51	50	1	1	-6	59	60	7	1	-7	114	118	15	1	-8	39	40	5	2	6	40	34					
0	0	0	549	523	7	0	2	91	93	1	1	-4	124	124	7	1	-6	124	124	15	1	-9	66	66	5	2	6	58	57					
0	0	0	6	122	120	7	0	4	17	16	1	1	-3	111	214	7	1	-5	78	79	15	1	-6	46	44	6	2	-7	94	94				
0	0	0	55	54	7	0	5	65	66	1	1	-2	210	212	7	1	-4	137	133	15	1	-5	27	22	6	2	-6	30	28					
1	0	-9	19	13	8	0	-12	17	18	1	1	-1	294	323	7	1	-3	216	226	15	1	-4	19	14	7	0	2	58	57					
1	0	-8	97	99	8	0	-10	107	107	1	1	0	445	431	7	1	-2	15	9	15	1	-3	26	24	6	2	-4	149	154					
1	0	-7	103	107	8	0	-7	29	35	1	1	1	335	331	7	1	-1	81	82	15	1	-2	27	27	6	2	-3	30	31					
1	0	-6	220	19	8	0	-6	15	16	1	1	2	274	221	7	1	0	224	221	15	1	-1	14	16	7	0	2	26	24					
1	0	-5	101	100	8	0	-5	135	135	1	1	3	60	56	7	1	1	120	120	0	2	-2	21	27	6	2	-2	277	240					
1	0	-4	72	70	8	0	-4	113	110	1	1	4	84	85	7	1	2	68	73	0	2	-2	36	37	6	2	0	110	114					
1	0	-3	150	150	8	0	-3	20	18	1	1	5	101	101	7	1	3	66	64	2	2	-6	59	64	6	2	1	62	62					
1	0	-2	305	303	8	0	-1	89	87	1	1	6	33	35	7	1	5	62	65	0	2	-5	38	47	6	2	2	45	42					
1	0	-1	17	19	8	0	0	18	13	1	1	7	54	52	8	1	-10	21	17	0	2	-4	159	157	6	2	3	55	53					
1	0	0	59	57	8	0	1	172	181	1	1	8	22	26	8	1	-9	23	22	2	2	-3	202	208	6	2	4	48	48					
1	0	0	380	366	8	0	2	52	53	2	1	-9	19	16	8	1	-8	60	60	0	2	-2	29	28	6	2	9	40	42					
1	0	0	156	157	8	0	3	59	62	2	1	-8	31	30	8	1	-7	83	85	0	2	-1	146	158	6	2	8	52	53					
1	0	0	34	35	8	0	4	55	54	2	1	-7	62	59	8	1	-6	46	42	0	2	0	97	98	7	0	-7	101	102					
1	0	0	33	32	9	0	-9	18	14	2	1	-6	45	47	8	1	-5	54	56	0	2	1	159	159	7	0	-6	31	35					
1	0	0	61	63	9	0	-6	60	60	2	1	-5	63	63	8	1	-4	16	17	0	2	2	24	24	7	0	-5	33	39					
1	0	0	96	95	9	0	-5	23	23	2	1	-4	141	137	8	1	-3	131	131	2	2	1	21	22	7	0	-4	103	103					
1	0	0	8	8	9	0	-4	123	123	2	1	-3	72	72	8	1	-2	102	100	0	2	4	161	157	7	0	-3	116	112					
2	0	-8	37	44	9	0	-1	157	154	2	1	-2	168	172	8	1	-1	44	45	0	2	5	53	47	7	0	-2	34	38					
2	0	-7	128	123	9	0	0	55	53	2	1	-1	258	245	8	1	0	46	42	0	2	6	125	126	7	0	-1	273	271					
2	0	-6	127	130	9	0	1	54	56	2	1	0	549	558	8	1	1	55	58	0	2	7	14	37	7	0	-2	101	103					
2	0	-5	135	135	9	0	2	53	61	2	1	1	135	129	8	1	2	16	13	4	2	8	21	27	7	0	-1	48	87					
2	0	-4	65	67	9	0	3	75	80	2	1	2	222	215	8	1	3	82	93	1	2	9	25	26	7	0	2	54	55					
2	0	-3	118	131	10	0	-8	94	97	3	1	3	89	89	8	1	4	64	65	1	2	-8	34	35	7	0	3	31	31					
2	0	-2	119	118	10	0	-7	107	208	2	1	4	51	47	8	1	5	31	34	1	2	-7	67	69	8	0	-2	9	43	43				
2	0	-1	81	83	10	0	-6	80	81	2	1	5	48	48	8	1	-9	21	24	1	2	-6	92	84	8	0	-1	51	49					
2	0	0	169	165	10	0	-5	52	54	2	1	6	61	58	9	1	-10	19	1	2	-5	23	24	8	0	2	8	51	49					
2	0	0	193	186	1																													

BENZOXAZOLINE DERIVATIVES

Table 4. Continued.

h	k	l	Fo	Fc	h	k	l	Fo	Fc	h	k	l	Fo	Fc	h	k	l	Fo	Fc	h	k	l	Fo	Fc	h	k	l	Fo	Fc	h	k	l	Fo	Fc	h	k	l	Fo	Fc	
14	2	-3	46	46	3	3	-1	31	32	9	3	-9	27	25	1	4	-2	23	27	6	4	-3	19	42	1	5	9	28	28	2	5	-6	18	15	2	5	-5	46	45	
14	2	-2	43	43	4	3	-8	26	24	9	3	-7	24	22	1	4	-1	10	38	6	4	-2	65	69	2	5	-6	18	15	2	5	-5	46	45	2	5	-3	21	19	
15	2	-5	36	36	4	3	-7	81	75	9	3	-6	73	75	1	4	0	20	29	6	4	-1	70	71	2	5	-5	46	45	2	5	-4	24	22	2	5	-2	79	69	
15	2	-4	40	40	4	3	-6	56	54	9	3	-5	88	87	1	4	1	85	79	6	4	0	36	48	2	5	-4	46	45	2	5	-3	24	22	2	5	-2	79	69	
15	2	-3	44	44	4	3	-5	45	44	9	3	-4	38	31	1	4	2	33	32	6	4	1	60	69	2	5	-3	24	22	2	5	-2	79	69	2	5	-1	40	50	
0	3	-8	25	25	4	3	-3	78	79	9	3	-3	24	26	1	4	3	38	37	6	4	3	43	48	2	5	-1	40	50	2	5	0	41	47	2	5	0	41	47	
0	3	-7	68	68	4	3	-2	84	88	9	3	-2	84	83	1	4	4	40	42	7	4	4	48	51	2	5	0	41	47	2	5	0	41	47	2	5	0	41	47	
0	3	-6	44	44	4	3	-1	104	101	10	3	-1	31	36	1	4	5	28	18	7	4	5	44	43	2	5	0	41	47	2	5	0	41	47	2	5	0	41	47	
0	3	-5	143	144	4	3	0	84	79	9	3	0	2	19	20	1	4	6	22	21	7	4	6	37	37	2	5	0	41	47	2	5	0	41	47	2	5	0	41	47
0	3	-4	43	46	4	3	1	103	109	10	3	-9	43	41	2	4	-7	22	22	7	4	-5	47	47	2	5	0	41	47	2	5	0	41	47	2	5	0	41	47	
0	3	-3	70	71	4	3	2	36	36	10	3	-7	34	36	2	4	-6	42	37	7	4	-4	43	43	2	5	0	41	47	2	5	0	41	47	2	5	0	41	47	
0	3	-2	150	155	4	3	3	103	100	10	3	-6	47	47	2	4	-5	63	64	7	4	-2	41	49	3	5	-5	34	35	2	5	-4	66	78	2	5	-3	24	22	
0	3	-1	63	68	4	3	4	21	26	10	3	-5	52	62	2	4	-3	24	25	7	4	-1	46	48	3	5	-4	66	78	2	5	-3	24	22	2	5	-2	79	69	
0	3	0	72	68	4	3	5	25	25	10	3	-4	38	42	2	4	-2	92	29	7	4	0	53	51	3	5	-3	30	36	2	5	-2	79	69	2	5	-1	40	50	
0	3	1	159	154	4	3	6	21	23	10	3	-2	94	92	2	4	-1	65	64	7	4	1	42	33	3	5	-2	27	26	2	5	-1	59	66	2	5	0	41	47	
0	3	2	72	71	5	3	-9	25	23	10	3	-1	60	58	2	4	0	53	61	7	4	2	33	30	3	5	-1	59	66	2	5	0	41	47	2	5	0	41	47	
0	3	3	44	46	5	3	-7	81	79	10	3	0	27	26	2	4	1	54	53	7	4	3	27	26	3	5	0	41	47	2	5	0	41	47	2	5	0	41	47	
0	3	4	146	144	5	3	-6	64	60	10	3	1	41	43	2	4	2	86	80	7	4	4	24	32	3	5	1	22	30	2	5	-1	59	66	2	5	0	41	47	
0	3	5	53	50	5	3	-5	89	81	10	3	2	35	37	2	4	3	62	57	7	4	5	51	62	3	5	2	25	26	2	5	-2	79	69	2	5	-1	59	66	
0	3	6	58	58	5	3	-3	27	20	11	3	-8	50	47	2	4	4	29	29	7	4	6	72	78	3	5	3	19	21	2	5	-3	24	22	2	5	-2	79	69	
1	3	-8	25	25	5	3	-2	53	52	11	3	-6	41	36	2	4	5	28	25	7	4	7	42	33	4	5	-3	30	36	2	5	-2	79	69	2	5	-1	40	50	
1	3	-7	84	83	5	3	-1	95	96	11	3	-5	17	18	2	4	6	46	42	7	4	8	64	71	4	5	-2	27	26	2	5	-1	59	66	2	5	0	41	47	
1	3	-6	116	112	5	3	0	182	99	11	3	-3	35	33	3	4	-7	31	37	7	4	9	71	74	4	5	-1	59	66	2	5	0	41	47	2	5	0	41	47	
1	3	-5	42	41	5	3	1	86	83	11	3	-2	82	80	3	4	-6	80	79	7	4	10	79	79	4	5	0	41	47	2	5	0	41	47	2	5	0	41	47	
1	3	-4	47	49	5	3	2	64	74	11	3	-1	34	36	3	4	-5	84	83	7	4	11	83	84	4	5	-1	59	66	2	5	0	41	47	2	5	0	41	47	
1	3	-3	91	91	5	3	3	48	46	11	3	0	37	38	3	4	-4	33	43	7	4	12	89	94	4	5	0	41	47	2	5	0	41	47	2	5	0	41	47	
1	3	-2	179	185	5	3	4	56	55	11	3	1	23	23	3	4	-3	83	80	7	4	13	92	39	4	5	1	26	19	2	5	-1	59	66	2	5	0	41	47	
1	3	-1	136	156	5	3	5	31	31	12	3	-8	33	24	3	4	-2	71	72	7	4	14	17	5	5	-6	28	25	2	5	-5	46	45	2	5	-4	66	78		
1	3	0	88	87	5	3	-7	77	77	12	3	-7	21	19	3	4	-1	56	56	7	4	15	64	64	5	5	-5	32	30	2	5	-4	66	78	2	5	-3	24	22	
1	3	1	101	88	6	3	-5	33	34	12	3	-6	34	37	3	4	0	67	71	7	4	16	71	79	4	5	-4	40	50	2	5	-3	24	22	2	5	-2	79	69	
1	3	2	37	36	6	3	-3	42	37	12	3	-5	33	28	3	4	1	83	79	7	4	17	72	79	4	5	-3	24	22	2	5	-1	59	66	2	5	0	41	47	
1	3	3	46	46	6	3	-1	51	54	12	3	-4	32	32	3	4	2	71	67	7	4	18	76	81	4	5	-2	27	26	2	5	-1	59	66	2	5	0	41	47	
1	3	4	42	41	6	3	0	43	42	12	3	-3	35	37	3	4	3	48	48	7	4	19	80	84	4	5	-1	59	66	2	5	0	41	47	2	5	0	41	47	
1	3	5	42	45	6	3	1	17	13	12	3	-2	41	42	3	4	4	43	40	7	4	20	84	88	4	5	0	41	47	2	5	0	41	47	2	5	0	41	47	
1	3	6	46	44	6	3	2	17	16	12	3	-1	49	41	3	4	5	43	40	7	4	21	88	92	4	5	1	22	26	2	5	-1	59	66	2	5	0	41	47	
2	3	-6	46	44	6	3	3	17	16	12	3	0	62	60	4	4	-8	23	18	10	4	-7	16	16	5	5	-3	53	50	2	5	-2	79	69	2	5	-1	40	50	
2	3	-5	57	56	6	3	4	26	23	12	3	1	23	21	4	4	-7	33	28	11	4	-6	26	26	5	5	-2	41	30	2	5	-1	59	66	2	5	0	41	47	
2	3	-4	67	67	6	3	5	16	16	12	3	2	17	16	4	4	-6	33	28	11	4	-5	24	24	5	5	-1	59	66	2	5	0	41	47	2	5	0	41	47	
2	3	-3	76	75	7	3	-6	31	27	13	3	-6	21	18	4	4	-5	94	96	11	4	0	27	20	5	5	-4	27	29	2	5	-3	24	22	2	5	-2	79	69	
2	3	-2	57	63	7	3	-5	94	98	13	3	-5	38	38	4	4	-4	104	112	12	4	-1	14	14	5	5	-3	24	22	2	5	-2	79	69	2	5	-1	40	50	
2	3	-1	91	88	7	3	-4	65	65	13	3	-4	42	41	4	4	-3	73	83	12	4	0	14	14	5	5	-2	79	69	2	5	-1	40	50	2	5	0	41	47	
2	3	0	159	167	7	3	-3	52	51	13	3	-3	51	51	4	4	-2	53	65	12	4	1	19	17	5	5	-1	59	66	2	5	0	41	47	2	5	0	41	47	
2	3	1	78	74	7	3	-2	72	70	14	3	-2	72	74	4	4	-1	66	74	12	4	2	24	24	5	5	0	41	47	2	5	0	41	47	2	5	0	41	47	
2	3	2	45	48	7	3	-1	41	41	14	3	-1	41	41	4	4	0	16	12	12	4	3	31	31	5	5	1	26	19	2	5	-1	59	66	2	5	0	41	47	
2	3	3	67	61	7	3	0	30	27	14	3	0	24	19	4	4	1	24	24	12	4	4	33	33	5	5	2	24	24	2	5	-2	79	69	2	5	-1	40	50	
2	3	4	67	61	7	3	1	51	52	0	4	-7	19	22	4	4	2	29	27																					

Table 4. Continued.

h	k	l	Fo	Fc	h	k	l	Fo	Fc	h	k	l	Fo	Fc	h	k	l	Fo	Fc	h	k	l	Fo	Fc						
2	-1	225	228	9	2	-13	89	92	9	3	-8	135	139	9	2	4	79	79	9	5	-3	49	-88	2	7	59	63			
2	-2	-4	17	-2	2	-9	48	51	5	3	-7	76	-70	2	4	5	55	54	1	5	-2	34	-37	3	6	-7	123	128		
2	-3	72	78	9	2	-7	67	-127	9	3	-6	64	65	2	4	7	118	-114	1	5	-1	22	-17	3	6	-6	105	-109		
2	-4	137	2	9	2	-6	87	-47	5	3	-5	247	256	2	4	8	79	-84	1	5	-1	102	-107	3	6	-3	86	84		
2	-5	1323	1347	9	2	-6	116	-110	5	3	-3	91	97	2	4	10	109	-106	1	5	2	47	46	3	6	-2	38	45		
2	-6	1160	1139	9	2	-6	33	34	5	3	-1	89	91	8	4	-11	62	-99	1	5	2	4	196	192	3	6	8	52	58	
2	-7	190	181	2	2	-1	154	159	5	3	0	146	-141	3	4	-10	62	67	1	5	6	110	-104	3	6	2	43	41		
2	-8	1	76	9	2	-3	195	-191	5	3	1	269	262	3	4	-9	61	-57	2	5	-9	66	71	3	6	2	159	163		
2	-9	2	215	213	9	2	-2	103	173	5	3	2	62	86	3	4	-8	198	201	2	5	-8	98	-93	3	6	6	96	-96	
2	-10	106	-100	2	2	-1	136	132	5	3	4	53	55	3	4	-7	60	-60	2	5	-7	76	76	3	6	5	89	51		
2	-11	9	81	9	2	0	99	-102	5	3	4	53	55	3	4	-6	44	-47	2	5	-6	70	71	3	6	6	48	-52		
2	-12	5	93	-91	4	2	1	136	132	5	3	5	115	116	3	4	-5	88	66	2	5	-5	116	-115	4	6	-7	65	69	
2	-13	172	73	2	2	0	136	-134	5	3	6	255	252	3	4	-4	157	-156	2	5	-2	124	-124	4	6	-6	55	-54		
2	-14	98	98	10	2	-12	89	84	6	3	-10	146	-145	3	4	-3	242	-251	2	5	-1	79	87	4	6	-9	54	-59		
2	-15	9	48	-52	10	2	-10	78	82	6	3	-7	184	-101	3	4	-2	151	-142	2	5	0	96	-96	4	6	-4	294	-299	
2	-16	176	71	14	2	-9	79	83	6	3	-6	43	-39	3	4	-1	115	-125	2	5	0	102	107	4	6	-1	79	71		
3	2	-13	73	68	10	2	-8	96	-91	6	3	-5	125	128	3	4	0	70	-68	2	5	6	53	54	4	6	8	89	-84	
3	2	-12	49	51	10	2	-7	76	75	6	3	-3	148	150	3	4	1	101	98	2	5	7	60	58	4	6	1	69	70	
3	2	-11	52	51	10	2	-6	92	-90	6	3	-2	117	-118	3	4	0	94	-98	2	5	8	58	55	4	6	3	83	87	
3	2	-10	124	-126	10	2	-5	118	-122	6	3	-1	26	-10	3	4	3	297	-297	2	5	9	88	-80	4	6	6	80	-76	
3	2	-9	85	87	10	2	-4	61	65	6	3	0	209	-199	3	4	4	38	34	3	5	-10	82	-89	5	6	-7	62	-56	
3	2	-8	140	-146	10	2	-2	96	88	6	3	1	31	-39	3	4	-1	115	-125	2	5	1	102	107	4	6	-1	79	71	
3	2	-7	226	-226	10	2	1	67	-75	6	3	5	88	92	3	4	6	65	-66	3	5	-6	105	110	5	6	-2	61	-65	
3	2	-6	140	176	10	2	1	114	-120	6	3	6	107	104	3	4	7	113	-108	3	5	-9	92	-91	5	6	-2	108	-108	
3	2	-5	127	-120	10	2	0	153	-150	6	3	7	159	158	3	4	8	111	-111	3	5	-2	53	-57	5	6	-1	75	68	
3	2	-4	231	244	11	2	-6	145	147	6	3	8	92	-97	4	4	-10	49	51	3	5	-1	30	-27	5	6	0	63	67	
3	2	-3	449	437	11	2	-5	82	-81	7	3	-11	117	-117	4	4	-9	56	56	3	5	0	103	-104	5	6	1	90	-84	
3	2	-2	318	325	11	2	-4	159	159	7	3	-10	99	-99	4	4	-8	62	-62	3	5	0	222	225	5	6	2	76	-80	
3	2	-1	242	225	11	2	-3	172	174	7	3	-7	79	-82	4	4	-7	69	-70	3	5	2	74	-72	5	6	1	89	-81	
3	2	0	112	112	11	2	-1	74	74	7	3	-5	73	77	4	4	-6	46	-36	3	5	3	91	87	5	6	7	77	-73	
3	2	1	11	14	11	2	0	91	-97	7	3	-4	61	-68	4	4	-5	362	378	3	5	4	85	-85	5	6	-2	124	-127	
3	2	2	156	-149	12	2	-10	88	94	7	3	0	251	-247	4	4	-3	164	168	3	5	7	43	-51	6	6	-5	89	-85	
3	2	3	153	156	12	2	-8	75	80	7	3	1	120	-126	4	4	-2	180	231	3	5	8	77	71	6	6	-2	86	-88	
3	2	4	235	235	12	2	-6	96	96	7	3	2	121	-126	4	4	-1	165	-169	4	5	-4	355	-367	6	6	1	65	-68	
3	2	5	76	76	13	2	-4	96	90	7	3	3	144	-149	4	4	0	173	169	4	5	-5	355	-367	6	6	0	61	-65	
3	2	6	127	123	13	2	-2	99	95	7	3	4	154	-149	4	4	1	80	-82	4	5	-4	233	-242	6	6	5	59	-56	
3	2	7	163	159	13	2	0	111	111	7	3	5	163	163	4	4	2	111	-111	3	5	-2	108	111	7	6	-7	53	-49	
3	2	8	59	60	13	2	1	303	-288	8	3	-11	87	-91	4	4	3	78	78	4	5	-2	52	-57	7	6	-4	143	-137	
3	2	-12	81	-79	13	2	3	76	-77	8	3	-9	179	175	4	4	4	51	-46	4	5	1	152	152	7	6	-3	62	-69	
3	2	-11	85	84	13	2	2	81	-81	8	3	-8	128	-127	4	4	5	68	-65	4	5	2	45	-40	7	6	-2	57	-53	
3	2	-10	81	-81	13	2	1	96	-92	8	3	-7	147	-141	4	4	6	88	-85	4	5	3	62	-59	7	6	-1	84	-80	
3	2	-9	82	-90	13	2	0	6	44	39	8	3	-6	176	175	4	4	7	108	108	4	5	4	89	-90	7	6	0	104	-102
3	2	-8	74	-85	13	2	-1	111	-111	8	3	-5	60	-60	4	4	8	110	108	4	5	5	65	-70	7	6	3	78	-78	
3	2	-7	64	-65	13	2	0	83	-86	8	3	-4	87	-83	4	4	9	140	145	4	5	6	87	-83	8	6	-2	74	-78	
3	2	-6	74	-76	13	2	1	93	-93	8	3	-3	101	-97	4	4	10	159	165	4	5	-11	71	62	8	6	-6	83	78	
3	2	-5	114	-114	13	2	2	4	-44	40	8	3	0	39	-32	5	4	-2	218	218	5	-10	85	87	8	6	-3	43	38	
3	2	-4	247	-229	13	2	3	153	-149	8	3	1	87	-84	5	4	-2	218	218	5	-10	85	87	8	6	-3	43	38		
3	2	-3	172	163	13	2	4	153	149	8	3	2	4	-3	4	5	-1	74	-70	5	-9	125	-125	8	6	-2	124	-118		
3	2	-2	194	-186	13	2	5	176	-178	8	3	3	12	58	52	5	4	0	97	93	5	-6	35	-30	8	6	3	112	-110	
3	2	-1	26	24	13	2	6	187	-181	8	3	4	82	79	5	4	1	88	-87	5	-9	165	-190	8	6	-4	59	-63		
3	2	0	181	-186	13	2	7	219	-226	9	3	-7	82	-79	5	4	2	88	-87	5	-9	165	-190	8	6	-4	59	-63		
3	2	1	43	-41	13	2	8	215	-190	9	3	-6	95	94	5	4	3	141	143	5	5	-8	38	-35	9	6	-1	51	-57	
3	2	2	3	35	27	13	2	9	147	141	9	3	-5	142	-147	5	4	4	90	37	5	9	56	-61	11	6	-1	76	-71	
3	2	3	122	123	13	2	9	145	-145	9	3	-4	73	84	5	4	5	100	104	5	5	10	104	-104	11	6	0	74	-74	
3	2	4	6	49	40	13	2	8	82	83	9	3	-4	130	-139	5	4	6	108	104	5	5	10	104	-104	11	6	0	74	-74
3	2	5	7	142	143	13	2	7	173	164	9	3	0	110	117	6	4	-9	73	79	5	6	100	-102	11	6	5	56	-56	
3	2	6	10	99	99	13	2	6	143	143	9	3	1	113	-113	6	4	-8	132	-138	6	-11	82	-82	11	6	-4	78	-74	
3	2	-11	60	-64	13	2	5	176	-129	9	3	2	228	233	6	4	-7	154	156	6	-6	229	234	1	7	-5	86	-80		
3	2	-10	83	82	13	2	4	6	29	28	9	3	3	46	41	6	4	-5	110	106	6	-5	49	57	1	7	-4	86	89	
3	2	-9	196	-191	13	2	3	151	-147	10	3	-2	111	-111	6	4	-4	96	-96	6	-4	86								

Table 5. The principal axes of the thermal vibration ellipsoids given by the components of a unit vector in fractional coordinates e_x , e_y , e_z ; the corresponding r.m.s. amplitudes, and the B-values.

Atom	e_x	e_y	e_z	$(\overline{u^2})^{\frac{1}{2}}$ Å	B(Å ²)
(II)					
S	.069	.028	-.176	.249	4.88
	.093	-.038	.116	.241	4.57
	.016	.100	.092	.200	3.15
O	.084	-.002	.159	.251	4.99
	.081	.001	-.166	.228	4.11
	.001	.111	.004	.166	2.16
N	.102	.005	.112	.249	4.90
	-.057	.017	.198	.222	3.88
	.004	.109	-.036	.167	2.21
C1	.085	.006	.157	.236	4.42
	.010	.109	-.038	.191	2.88
	-.079	.020	.163	.181	2.59
C2	.068	.035	.173	.277	6.07
	-.094	.012	.133	.231	4.21
	.012	-.104	.073	.201	3.20
C3	.075	.068	.105	.298	7.03
	-.089	.057	.090	.237	4.43
	.001	-.067	.184	.214	3.61
C4	-.006	.109	.035	.253	5.04
	.016	.017	-.225	.237	4.44
	.115	.003	.033	.220	3.83
C5	.080	-.022	.161	.268	5.68
	-.081	.013	.164	.222	3.90
	.026	.108	.013	.198	3.11
C6	.098	.001	.126	.245	4.74
	.063	.013	-.191	.188	2.78
	-.009	.110	.022	.183	2.65
C7	.097	-.006	.127	.255	5.13
	.050	.077	-.132	.191	2.87
	-.041	.079	.139	.180	2.56
(III)					
O1	.076	.110	.030	.308	7.49
	.110	-.180	.011	.300	7.12
	.122	.093	-.015	.253	5.04
O2	.007	-.064	.003	.291	6.70
	-.070	.203	.006	.263	5.46
	.167	.088	.011	.221	3.87

Table 5. Continued.

N	.002	.153	-.025	.272	5.86
	.012	.172	.023	.232	4.24
	.181	-.014	.008	.224	3.96
C1	.002	-.096	.031	.276	6.02
	.174	.060	.012	.225	3.98
	-.051	.201	.011	.211	3.52
C2	.058	.097	-.026	.303	7.24
	-.072	.201	.006	.246	4.76
	.156	.057	.023	.235	4.37
C3	.163	.091	.002	.286	7.45
	.053	-.049	.034	.275	5.99
	-.059	.206	.007	.240	4.53
C4	.104	-.037	.033	.303	7.27
	.139	.106	-.008	.248	4.86
	-.054	.201	.010	.240	4.56
C5	.025	-.119	.030	.297	6.97
	-.084	.166	.013	.232	4.25
	.158	.107	.013	.226	4.02
C6	.001	-.119	.029	.272	5.83
	.162	.089	.016	.224	3.98
	-.081	.176	.012	.195	3.01
C7	.031	-.120	.030	.281	6.24
	.136	.143	.015	.250	4.92
	-.116	.135	.011	.226	4.03
CM	.028	.209	-.012	.316	7.90
	-.105	.093	.019	.267	5.62
	.145	.027	.027	.249	4.89
(IV)					
O1	.159	-.106	.003	.336	8.93
	.106	.061	-.037	.293	6.78
	.118	.087	.030	.208	3.42
O2	-.162	.051	.029	.258	5.26
	.137	-.016	.037	.226	4.05
	.074	.140	-.006	.214	3.63
N	.169	.098	-.004	.255	5.14
	-.110	.096	.028	.238	4.47
	.099	-.060	.038	.198	3.11
C1	.073	.019	.045	.221	3.87
	.043	.145	-.009	.216	3.67
	-.208	.037	.014	.197	3.06
C2	.001	.144	.014	.271	5.80
	.140	.034	-.036	.238	4.46
	.175	-.027	.029	.209	3.46

Table 5. Continued.

C3	.027	-.131	.023	.315	7.82
	-.123	.050	.036	.238	4.46
	.182	.055	.022	.206	3.36
C4	.078	-.074	.038	.323	8.22
	-.151	.069	.028	.226	4.03
	.147	.111	.008	.209	3.43
C5	.129	.022	.038	.285	6.41
	.091	.121	-.021	.224	3.95
	-.160	.086	.019	.209	3.46
C6	.121	.062	.035	.227	4.08
	.034	.122	-.027	.219	3.77
	-.186	.063	.018	.181	2.59
C7	.102	-.129	.012	.249	4.90
	.186	.046	-.022	.236	4.41
	.072	.062	.041	.211	3.51
(V)					
O	.046	.145	.055	.263	5.46
	-.037	.027	.069	.220	3.82
	.055	-.105	.094	.189	2.81
N1	.003	.177	-.021	.274	5.94
	.068	.014	.112	.222	3.89
	-.043	.035	.059	.196	3.03
N2	.028	.168	.033	.261	5.40
	.006	-.024	.116	.203	3.25
	.075	-.061	.045	.192	2.91
C1	.016	-.176	.019	.233	4.27
	.067	.037	.110	.204	3.29
	.041	.010	-.063	.187	2.76
C2	-.011	.177	.008	.256	5.19
	.050	.035	-.045	.223	3.92
	.062	.002	.120	.205	3.33
C3	.018	-.175	.029	.288	6.55
	.077	.033	.033	.244	4.70
	.017	.033	.121	.198	3.10
C4	.016	-.154	.067	.271	5.78
	.076	.053	.074	.246	4.79
	-.020	.078	.081	.197	3.05
C5	.013	.173	.036	.265	5.54
	.036	-.051	.123	.242	4.64
	.071	-.007	.002	.210	3.47
C6	-.004	.157	.052	.225	4.00
	.003	-.089	.099	.204	3.28
	.080	.011	.063	.185	2.70

Table 5. Continued.

C7	.005	.178	.021	.224	3.98
	.003	.026	-.108	.216	3.67
	.080	-.012	.066	.188	2.79
C8	.037	-.144	.073	.287	6.50
	.028	.103	.105	.224	3.96
	.066	.035	-.009	.218	3.77
C9	.025	.172	.016	.241	4.60
	.073	-.055	.027	.207	3.40
	.022	-.010	.125	.190	2.84
C10	.015	.119	-.057	.250	4.93
	.008	.125	.086	.224	3.96
	.076	-.053	.077	.217	3.71
C11	.044	.150	.047	.298	7.01
	.022	-.055	.119	.262	5.42
	.063	-.085	.005	.204	3.30
C12	.013	.168	.037	.306	7.39
	.022	-.065	.117	.252	5.02
	.076	-.011	.025	.215	3.65
C13	-.029	.003	.082	.276	6.01
	.035	-.160	.048	.248	4.87
	.067	.084	.087	.220	3.82
C14	.006	.152	-.055	.269	5.71
	.077	-.038	.039	.236	4.41
	.022	.090	.109	.209	3.46
CM	.010	.142	.076	.287	6.49
	.058	.063	-.022	.234	4.31
	.055	-.092	.101	.188	2.80
(VI)					
O	-.039	.104	.017	.259	5.30
	.059	.013	.079	.220	3.81
	.040	.081	-.034	.185	2.71
N1	-.033	.097	.032	.264	5.50
	.065	.076	.012	.220	3.83
	.036	-.049	.081	.174	2.39
N2	.072	-.061	.018	.231	4.20
	.025	.044	.083	.223	3.93
	.030	.109	-.023	.182	2.61
C1	-.043	.102	.011	.227	4.06
	.040	-.007	.087	.208	3.43
	.056	.084	-.006	.193	2.95
C2	.038	-.116	.007	.279	6.15
	.035	.017	.087	.253	5.07
	.063	.061	-.010	.194	2.99

Table 5. Continued.

C3	.003	-.124	.030	.274	5.94
	-.012	.046	.061	.251	4.99
	.080	.011	.042	.205	3.30
C4	.051	.073	-.025	.267	5.63
	.004	.090	.062	.234	4.32
	.063	-.064	.058	.204	3.29
C5	.067	.025	-.017	.232	4.25
	.022	.094	.062	.225	4.01
	.041	-.090	.060	.207	3.40
C6	.026	-.071	.074	.218	3.75
	-.063	.043	.018	.198	3.10
	.044	.103	.043	.186	2.74
C7	.074	-.016	.063	.232	4.26
	-.019	.088	.050	.208	3.40
	.029	.098	-.036	.171	2.31
C8	-.047	.084	.023	.243	4.64
	.066	.052	.063	.227	4.08
	.007	.089	-.058	.192	2.92
C9	.075	-.039	.010	.226	4.05
	.030	.057	.079	.216	3.68
	.011	.113	-.036	.176	2.43
C10	.077	-.031	.011	.252	5.02
	.024	.123	.028	.236	4.38
	.014	-.038	.083	.204	3.27
C11	-.059	.071	.012	.296	6.93
	.044	.110	.008	.255	5.13
	.035	-.019	.087	.210	3.47
C12	-.026	.053	.059	.299	7.08
	.050	-.103	.009	.252	4.99
	.059	-.063	.064	.213	3.59
C13	.026	.020	.087	.277	6.07
	.055	.087	-.005	.258	5.27
	.054	-.098	.013	.217	3.72
C14	.080	-.012	.020	.259	5.30
	.001	-.019	.047	.223	3.92
	.014	.075	.072	.219	3.79

linked by bonds (of length 2.980 Å) between heterocyclic and amino nitrogens. This type of hydrogen bond occurs also in adenosine,¹⁹ but is there much longer (3.133 Å). Other bond lengths reported²⁵ show that the value 2.933 Å corresponds to a strong hydrogen bond of this type.

The considerable change in geometry of the heterocyclic part of (VI) with respect to (V) (and the others) are probably related to the hydrogen bonds.

Table 6. Bond distances and angles with estimated standard deviations.

Distance	(Å)		Distance	(Å)	
	(I)	(II)		(I)	(II)
S-C7	1.629(7)	1.643(3)	C2-C3	1.370(12)	1.396(11)
O-C7	1.393(9)	1.369(8)	C3-C4	1.368(13)	1.387(6)
N-C7	1.354(8)	1.347(8)	C4-C5	1.397(13)	1.381(10)
O-C1	1.414(8)	1.383(7)	C5-C6	1.374(10)	1.385(10)
N-C6	1.404(9)	1.398(8)	C6-C1	1.375(10)	1.390(5)
C1-C2	1.390(12)	1.352(9)	N-CM	1.470(9)	-

Angle	(°)		Angle	(°)	
	(I)	(II)		(I)	(II)
S-C7-O	123.1(5)	122.8(4)	N-C6-C5	133.2(7)	134.1(6)
S-C7-N	129.5(6)	129.7(5)	C1-C2-C3	114.1(8)	115.6(6)
O-C7-N	107.3(6)	107.5(3)	C2-C3-C4	121.7(8)	121.8(9)
C7-O-C1	108.5(5)	108.6(3)	C3-C4-C5	123.3(8)	121.7(9)
C7-N-C6	109.6(6)	110.5(4)	C4-C5-C6	116.2(8)	116.5(7)
O-C1-C6	106.9(6)	108.3(6)	C5-C6-C1	119.0(7)	120.7(7)
N-C6-C1	107.8(6)	105.2(6)	C6-C1-C2	125.7(7)	123.7(7)
O-C1-C2	127.4(7)	128.1(5)	C6-N-CM	125.5(6)	-
			C7-N-CM	124.9(6)	

Distance	(Å)		Distance	(Å)	
	(III)	(IV)		(III)	(IV)
O1-C7	1.210(2)	1.211(3)	C2-C3	1.397(3)	1.380(4)
O2-C7	1.379(2)	1.368(3)	C3-C4	1.380(3)	1.375(4)
N-C7	1.355(2)	1.346(3)	C4-C5	1.384(3)	1.383(4)
O2-C1	1.390(2)	1.386(2)	C5-C6	1.382(3)	1.385(3)
N-C6	1.388(2)	1.390(3)	C6-C1	1.373(2)	1.366(3)
C1-C2	1.360(3)	1.374(3)	N-CM	1.441(2)	-

Angle	(°)		Angle	(°)	
	(III)	(IV)		(III)	(IV)
O1-C7-O2	122.2(2)	121.7(2)	N-C6-C5	132.9(2)	133.7(2)
O1-C7-N	129.7(2)	129.9(2)	C1-C2-C3	116.5(2)	116.0(3)
O2-C7-N	108.1(2)	108.4(2)	C2-C3-C4	120.7(2)	121.5(2)
C7-O2-C1	107.2(1)	106.8(2)	C3-C4-C5	122.0(2)	121.9(2)
C7-N-C6	109.5(1)	109.8(2)	C4-C5-C6	116.8(2)	116.6(3)
O2-C1-C6	108.8(2)	109.5(2)	C5-C6-C1	120.7(2)	120.8(2)
N-C6-C1	106.4(1)	105.5(2)	C6-C1-C2	123.3(2)	123.2(2)
O2-C1-C2	127.9(2)	127.3(2)	C6-N-CM	126.4(2)	-
			C7-N-CM	124.1(2)	-

Table 6. Continued.

Distance	(Å)		Distance	(Å)	
	(V)	(VI)		(V)	(VI)
N1-C7	1.264(5)	1.329(3)	C6-C1	1.365(6)	1.379(3)
O-C7	1.408(4)	1.375(3)	N2-CM	1.453(6)	—
N2-C7	1.345(5)	1.310(3)	N1-C8	1.461(6)	1.467(3)
O-C1	1.401(5)	1.390(3)	C8-C9	1.524(6)	1.502(4)
N2-C6	1.395(5)	1.399(3)	C9-C10	1.371(6)	1.382(4)
C1-C2	1.369(5)	1.366(4)	C10-C11	1.396(6)	1.376(4)
C2-C3	1.395(7)	1.379(4)	C11-C12	1.365(8)	1.381(4)
C3-C4	1.366(7)	1.395(4)	C12-C13	1.357(7)	1.373(4)
C4-C5	1.399(6)	1.387(4)	C13-C14	1.392(6)	1.375(4)
C5-C6	1.377(6)	1.381(3)	C14-C9	1.381(6)	1.394(4)

Angle	(°)		Angle	(°)	
	(V)	(VI)		(V)	(VI)
N1-C7-O	125.3(4)	118.2(2)	C6-C1-C2	124.0(4)	123.9(2)
N1-C7-N2	126.9(4)	127.6(2)	C6-N2-CM	126.4(4)	—
O-C7-N2	107.8(3)	114.2(2)	C7-N2-CM	123.3(4)	—
C7-O-C1	106.1(3)	104.0(2)	C7-N1-C8	119.2(4)	121.4(2)
C7-N2-C6	110.2(3)	105.1(2)	N1-C8-C9	113.0(4)	110.3(2)
O-C1-C6	109.4(3)	108.1(2)	C8-C9-C10	119.3(4)	121.2(2)
N2-C6-C1	106.4(4)	108.5(2)	C8-C9-C14	121.5(4)	121.3(2)
O-C1-C2	126.6(4)	128.0(2)	C9-C10-C11	120.1(5)	121.5(3)
N2-C6-C5	132.5(4)	131.7(2)	C10-C11-C12	120.2(5)	120.3(3)
C1-C2-C3	115.5(5)	116.7(3)	C11-C12-C13	120.1(5)	119.0(3)
C2-C3-C4	121.0(4)	120.2(3)	C12-C13-C14	120.3(5)	120.6(3)
C3-C4-C5	122.8(5)	122.2(3)	C13-C14-C9	120.1(5)	121.1(3)
C4-C5-C6	115.6(5)	117.0(3)	C14-C9-C10	119.2(4)	117.4(3)
C5-C6-C1	121.1(4)	119.8(2)			

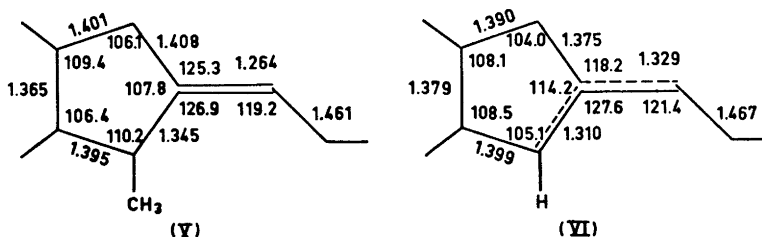


Fig. 2.

C7–N1 is longer, in fact even longer than C7–N2, which, on the other hand, is significantly shorter than in (V). The effect on the O–C7 bond is the same (see Fig. 2). Together with these changes in bond lengths, there are corresponding differences in angles. The angle O–C7–N2 is opened by 6.4°, while C1–O–C7 and C7–N2–C6 are 2.1° and 5.1° smaller, respectively. In agreement with the longer bond, the C7–N1 stretching frequency of (VI) has recently been determined^{26,27} to be about 1650 cm⁻¹.

The C=S distances (1.629 Å) and (1.643 Å) agree within error limits with the value obtained for 1,3-dithiolane-2-thione (1.652 Å),²⁰ but is significantly shorter than that of ethylenethiourea (1.708 Å).²¹ 1.210 Å and 1.211 Å for C=O bonds correspond to the value of 1.211 Å in 2-oxazolidinone,²² which, however, has a considerably shorter N–C7 bond (1.304 Å). The O–C7 bond of 2-oxazolidinone is also shorter (1.354 Å) than in the benzoxazoline derivatives. The angles C–O–C, C–N–C and O–C–N of the heterocyclic ring resemble those of *N*-methyl-5,5-dimethyl-oxazolidine-2,5-dione,²³ and also the N–C(methyl) single bond distance of this compound (1.461 Å) agrees with the values of (I), (III), and (V). The geometry around the central bond, C1–C6, corresponds to that of 2-acetyl-3-indazolinone.²⁴

Bond distances and angles in the benzyldene parts of (V) and (VI) have normal values.

Except for the hydrogen bond in (VI), no short intermolecular contacts have been observed.

Acknowledgement. The author would like to thank Dr. K. Davidkov* for supplying the compounds and preparing the crystals.

REFERENCES

1. Simov, D. and Davidkov, K. *Compt. Rend. Acad. Bulgare Sci.* **23** (1970) 1361.
2. Simov, D. and Atanassov, K. *Compt. Rend. Acad. Bulgare Sci.* **20** (1967) 433.
3. Simov, D. and Kaltceva, V. *Annaire de l'Université de Sofia, Faculté de Chimie* **61** (1966/1967) 155.
4. Simov, D. and Kaltceva, V. *Annaire de l'Université de Sofia, Faculté de Chimie* **57** (1962/1963) 105.
5. Davidkov, K. and Simov, D. *Compt. Rend. Acad. Bulgare Sci.* **21** (1968) 1193.
6. Davidkov, K. *Personal communication.*
7. Bellamy, L. J. *The Infrared Spectra of Complex Molecules*, 2nd Ed., Wiley, New York 1958, p. 532.
8. Jones, R. N. and Sandorfy, S. *Chemical Application of Spectroscopy*, Interscience, New York 1956, p. 268.
9. Groth, P., Davidkov, K. and Simov, D. *Acta Chem. Scand.* **26** (1972) 1141.
10. Dahl, T., Gram, F., Groth, P., Klewe, B. and Rømming, C. *Acta Chem. Scand.* **24** (1970) 2232.
11. Schomaker, V. and Trueblood, K. N. *Acta Cryst.* **B 24** (1968) 63.
12. Bachechi, F. and Zambonelli, L. *Acta Cryst.* **B 28** (1972) 2489.
13. Bayer, E. and Häflinger, G. *Chem. Ber.* **99** (1966) 1689.
14. Groth, P. *Acta Chem. Scand.* **22** (1968) 142.
15. Hope, H. and Klewe, B. *Personal communication.*
16. Levine, I. *J. Chem. Phys.* **38** (1963) 2326.
17. Sastry, K. V. L. N. and Curl, Jr., R. F. *J. Chem. Phys.* **41** (1964) 77.
18. Sharma, B. D. and McConnell, J. F. *Acta Cryst.* **19** (1965) 797.

* Present address: Department of Chemistry, University of Sofia, Sofia, Bulgaria.

19. Marsh, R. and Lai, T. F. *Acta Cryst.* **B 28** (1972) 1982.
20. Klewe, B. and Seip, H. M. *Acta Chem. Scand.* **26** (1972) 1860.
21. Wheatley, P. J. *Acta Cryst.* **6** (1953) 369.
22. Turley, J. W. *Acta Cryst.* **A 25** (1969) 130.
23. Kistenmacher, T. J. and Stucky, G. D. *Acta Cryst.* **B 26** (1970) 1445.
24. Smith, D. L. and Barrett, E. K. *Acta Cryst.* **B 25** (1969) 2355.
25. Pimentel, C. G. and McClelland, A. L. *The Hydrogen Bond*, Reinhold, New York 1959, p. 288.
26. Simov, D., Galatov, B. and Davidkov, K. *Zh. Prikl. Spectrosk.* **14** (1971) 339.
27. Klæboe, P. *Personal communication.*

Received October 12, 1972.