

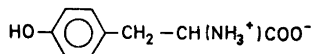
Crystal Structure of L-Tyrosine

ARVID MOSTAD, HANS MARTIN NISSEN and
CHRISTIAN RØMMING

Department of Chemistry, University of Oslo, Oslo 3, Norway

The crystal structure of L-tyrosine has been determined by X-ray methods using 2259 unique reflections collected by counter diffractometer techniques. The unit cell is orthorhombic, space group $P2_12_12_1$, with dimensions $a=6.91_3$ Å, $b=21.11_6$ Å, $c=5.82_9$ Å, and contains four molecules. The structure was solved by direct methods and refined to a conventional R factor of 0.049 by least-squares methods. Estimated standard deviations in bond lengths not involving hydrogen atoms are 0.002 Å and in angles 0.1–0.2°. The conformation about the C7–C8 bond is staggered with the C8 hydrogen atom *anti* relative to the phenyl ring. The crystal structure is stabilized through a three-dimensional network of hydrogen bonds.

L-Tyrosine plays an important role in the living organism, not only as a building unit in proteins but also by taking part in the biosynthesis of



hormones, neurotransmitters, and pigments. During the last 20 years several papers on the structure of salts and derivatives of this compound have been published as contributions to the physical characterization of the molecule. Crystal structure data on L-tyrosine itself have been lacking, however, presumably because of the difficulty of obtaining crystals suitable for X-ray examination. In the course of the structure investigation of several biologically important amino acids a method of growing single crystals of L-tyrosine has been found. The crystallization procedure as well as a brief description of the result of the X-ray crystal structure analysis have been published elsewhere.^{1,2} In the present report we are presenting a more detailed account of the structure determination and a discussion of the crystal and molecular structure of this amino acid.

EXPERIMENTAL

Commercially obtained L-tyrosine was recrystallized according to the method given in Ref. 1. A single crystal of dimensions $0.3 \times 0.4 \times 0.7$ mm³ was used in all X-ray experiments; it was mounted with the direction of the largest dimension, the crystallographic c axis, along the goniometer axis.

Oscillation and Weissenberg photographs indicated orthorhombic symmetry. The extinctions uniquely determined the space group to be $P2_12_12_1$, in agreement with the result obtained by Boggs and Donohue.³ Unit cell dimensions were determined from diffractometer measurements on five general reflections and their Laue-symmetric equivalents. A manual Picker diffractometer was applied using $\text{CuK}\beta$ radiation ($\lambda = 1.3922 \text{ \AA}$) and a take-off angle of 0.5° . The computer program used in the least-squares calculations of cell parameters, as well as the programs employed during the subsequent calculations are parts of an assembly of programs for a CD-3300 computer and described in Ref. 4.

Three-dimensional intensity data were recorded with the use of an automatic Picker four-angle diffractometer using graphite crystal monochromated $\text{MoK}\alpha$ radiation. The take-off angle was 4° and the temperature was kept constant to within 1° at 18°C . Diffraction data for 2948 reflections with $2\theta < 80^\circ$ were measured using the $\omega - 2\theta$ scanning mode with a 2θ scan speed of 2° min^{-1} through the scan range from 0.55° below $2\theta(\alpha_1)$ to 0.65° above $2\theta(\alpha_2)$. Background counts were taken for 20 sec at each of the scan range limits. Three standard reflections measured after every 100 reflections showed no significant fluctuation during the experiment. The 2259 reflections greater than $2\sigma(I)$ were considered to be observed; the remaining 689 reflections were excluded from the structure refinement procedure. Lorentz and polarization corrections were applied to the intensity data.

Atomic form factors used were those of Hanson *et al.*⁵ for oxygen, nitrogen, and carbon, and of Stewart *et al.*⁶ for hydrogen.

CRYSTAL DATA

L-4-Hydroxyphenylalanine (L-tyrosine) $\text{C}_9\text{H}_{11}\text{O}_3\text{N}$, orthorhombic. $a = 6.913 (0.005) \text{ \AA}$; $b = 21.116 (0.003) \text{ \AA}$; $c = 5.829 (0.004) \text{ \AA}$. Figures in parentheses are estimated standard deviations. $V = 850.9 \text{ \AA}^3$; $M = 181.19$; $F(000) = 384$; ($Z = 4$, D_{obs} (floatation) = 1.41 g cm^{-3} , $D_{\text{calc}} = 1.414 \text{ g cm}^{-3}$. Absent reflections: ($h00$) for h odd, ($0k0$) for k odd, ($00l$) for l odd; space group $P2_12_12_1$.

DETERMINATION OF THE STRUCTURE

The phases of 400 normalized structure amplitudes were obtained by the application of the symbolic addition procedure and the tangent formula.^{7,8} Three-dimensional F -maps were calculated with eight sets of phases for the 400 structure factors and in one of the maps the 13 largest peaks were consistent with the non-hydrogen atoms of a reasonable model for the L-tyrosine molecule.

Preliminary refinements were carried out by the minimum residual method⁹ followed by three cycles of least squares refinement. At this stage stereochemically reasonable hydrogen atomic positions were postulated and anisotropic thermal parameters for non-hydrogen atoms introduced. Several full-matrix least-squares refinement cycles were calculated resulting in a conventional R value of 0.049 and a weighted R of 0.046. The overdetermination ratio was 13.9, 162 parameters being refined on the basis of 2259 reflections with $\sin \theta / \lambda < 0.9 \text{ \AA}^{-1}$.

A comparison of observed and calculated structure factors is given in Table 1; the final parameters for non-hydrogen atoms are listed in Table 2, and for hydrogen atoms in Table 3.

Magnitudes and directions of the principal axes of the ellipsoids of vibration are given in Table 4. An analysis of the thermal parameters showed that the phenol and alanine parts may be regarded separately as rigid bodies

Table 1. Observed and calculated structure factors. The columns are h , k , l , $10 F_o$ and $10 F_c$.

0 4 0	291 291	2 26 0	94 92	5 11 0	101 105	9 2 0	36 35	5 0 1	39 35
0 6 0	356 349	2 28 0	66 67	5 9 0	89 94	9 1 0	49 46	5 1 1	28 28
0 8 0	561 563	3 27 0	26 17	5 8 0	16 15	9 0 1	33 35	5 2 1	224 228
0 10 0	598 592	3 26 0	44 41	5 7 0	145 147	9 1 1	54 51	5 3 1	31 27
0 12 0	104 97	3 25 0	68 60	5 6 0	114 114	9 2 1	37 38	5 4 1	28 26
0 14 0	59 55	3 24 0	70 66	5 5 0	38 38	9 3 1	30 28	5 5 1	63 65
0 16 0	99 99	3 23 0	58 61	5 4 0	23 30	9 4 1	30 27	5 6 1	99 101
0 18 0	125 136	3 22 0	48 49	5 3 0	100 99	9 5 1	19 16	5 7 1	137 138
0 20 0	219 226	3 21 0	53 51	5 2 0	234 238	9 7 1	51 50	5 8 1	33 33
0 22 0	57 50	3 20 0	87 90	5 1 0	31 33	9 8 1	31 29	5 9 1	71 69
0 24 0	76 78	3 19 0	67 64	6 0 0	117 118	9 9 1	35 32	5 10 1	80 85
0 26 0	44 40	3 18 0	48 45	6 1 0	43 40	8 15 1	41 34	5 11 1	48 45
0 28 0	25 31	3 17 0	66 71	6 2 0	22 21	8 14 1	28 28	5 12 1	63 62
1 29 0	22 22	3 16 0	83 81	6 3 0	39 39	8 13 1	49 48	5 13 1	147 149
1 26 0	51 49	3 14 0	88 86	6 4 0	139 141	8 12 1	31 31	5 14 1	23 25
1 27 0	51 45	3 13 0	52 48	6 5 0	58 59	8 11 1	47 45	5 15 1	171 171
1 26 0	41 41	3 12 0	200 199	6 6 0	43 42	8 10 1	26 27	5 16 1	30 37
1 25 0	50 55	3 11 0	231 239	6 7 0	69 67	8 9 1	72 71	5 17 1	98 98
1 23 0	46 46	3 10 0	162 159	6 8 0	15 15	8 8 1	39 39	5 18 1	61 63
1 20 0	124 130	3 9 0	226 231	6 9 0	27 28	8 7 1	41 41	5 19 1	54 58
1 19 0	49 44	3 8 0	156 155	6 10 0	93 97	8 6 1	58 53	5 20 1	30 32
1 18 0	24 22	3 7 0	170 170	6 11 0	87 86	8 4 1	81 79	5 21 1	77 77
1 17 0	107 107	3 6 0	71 64	6 12 0	18 18	8 3 1	40 38	5 22 1	51 44
1 16 0	131 127	3 5 0	79 68	6 13 0	126 126	8 2 1	47 46	5 24 1	20 17
1 15 0	94 92	3 4 0	147 147	6 14 0	197 196	8 1 1	49 50	4 26 1	31 36
1 14 0	199 191	3 3 0	96 99	6 15 0	72 74	8 0 1	22 18	4 25 1	29 27
1 13 0	203 203	3 2 0	9 11	6 16 0	80 80	7 0 1	15 14	4 23 1	65 66
1 12 0	324 320	3 1 0	84 82	6 17 0	33 36	7 1 1	112 112	4 22 1	64 65
1 11 0	46 49	4 0 0	15 31	6 18 0	63 63	7 2 1	26 26	4 21 1	108 109
1 10 0	213 204	4 1 0	89 89	6 19 0	60 58	7 3 1	38 39	4 20 1	44 42
1 9 0	49 46	4 2 0	149 148	6 20 0	33 29	7 4 1	70 67	4 19 1	26 31
1 8 0	360 367	4 3 0	253 250	6 22 0	35 35	7 5 1	47 48	4 18 1	39 35
1 7 0	312 315	4 4 0	63 64	7 20 0	27 21	7 6 1	40 37	4 17 1	78 77
1 6 0	473 464	4 5 0	23 26	7 18 0	68 64	7 7 1	38 38	4 16 1	106 109
1 5 0	696 711	4 6 0	149 151	7 17 0	85 84	7 9 1	99 97	4 15 1	212 220
1 4 0	308 314	4 7 0	89 87	7 16 0	65 64	7 10 1	53 51	4 14 1	105 105
1 3 0	689 705	4 8 0	19 19	7 14 0	38 35	7 11 1	87 87	4 13 1	57 60
1 2 0	369 371	4 9 0	28 28	7 13 0	33 33	7 12 1	58 57	4 12 1	26 31
1 1 0	216 221	4 10 0	66 70	7 12 0	16 13	7 13 1	76 73	4 11 1	66 67
2 0 0	826 856	4 11 0	43 40	7 9 0	116 117	7 14 1	29 28	4 10 1	106 106
2 1 0	53 53	4 12 0	77 61	7 7 0	25 27	7 15 1	50 54	4 9 1	87 87
2 2 0	711 740	4 13 0	197 203	7 6 0	56 64	7 17 1	52 54	4 8 1	59 56
2 3 0	564 565	4 14 0	176 176	7 3 0	33 33	7 18 1	69 67	4 7 1	118 116
2 4 0	109 103	4 15 0	25 18	7 2 0	133 131	7 19 1	57 54	4 6 1	75 75
2 5 0	302 269	4 16 0	55 55	7 1 0	90 92	6 20 1	38 36	4 5 1	124 123
2 6 0	374 378	4 17 0	90 86	6 0 0	63 66	6 19 1	16 12	4 4 1	109 109
2 7 0	96 92	4 18 0	92 93	6 1 0	33 33	6 18 1	65 67	4 3 1	337 336
2 8 0	226 230	4 19 0	40 38	6 4 0	19 17	6 17 1	85 83	4 2 1	175 171
2 9 0	152 129	4 20 0	78 76	6 5 0	29 27	6 16 1	37 33	4 1 1	263 263
2 10 0	89 66	4 21 0	32 26	6 6 0	70 67	6 15 1	34 35	4 0 1	125 121
2 11 0	354 347	4 22 0	75 76	6 7 0	56 57	6 14 1	45 44	3 0 1	206 210
2 12 0	69 68	4 23 0	68 70	6 8 0	28 28	6 13 1	22 25	3 1 1	397 395
2 13 0	390 391	4 24 0	58 55	6 9 0	23 19	6 12 1	65 69	3 2 1	260 278
2 14 0	19 20	4 25 0	19 23	8 10 0	29 33	6 11 1	40 45	3 3 1	120 118
2 15 0	13 12	5 24 0	36 32	8 11 0	61 61	6 10 1	89 88	3 4 1	275 274
2 16 0	172 177	5 23 0	33 33	8 12 0	69 89	6 9 1	54 52	3 5 1	205 203
2 17 0	54 56	5 22 0	76 73	8 13 0	55 57	6 8 1	62 63	3 6 1	164 166
2 18 0	156 162	5 21 0	25 22	8 14 0	53 51	6 7 1	74 77	3 7 1	134 133
2 19 0	142 142	5 20 0	79 77	8 15 0	47 43	6 6 1	39 40	3 8 1	35 39
2 20 0	67 70	5 18 0	89 91	6 16 0	24 26	6 5 1	108 107	3 9 1	69 70
2 21 0	14 13	5 16 0	29 27	9 10 0	20 15	6 4 1	135 135	3 10 1	118 121
2 22 0	67 70	5 15 0	103 106	9 9 0	59 59	6 3 1	173 171	3 11 1	162 163
2 23 0	24 26	5 14 0	49 50	9 8 0	20 11	6 2 1	115 117	3 12 1	69 70
2 24 0	32 35	5 13 0	84 83	9 6 0	32 26	6 1 1	21 17	3 13 1	109 118
2 25 0	22 22	5 12 0	33 30	9 4 0	27 25	6 0 1	13 8	3 14 1	76 79

Table 1. Continued.

3 15 1 274 277	0 24 1 25 26	1 3 2 314 295	4 15 2 113 117	8 2 2 69 71
3 16 1 53 56	0 23 1 60 54	1 2 2 493 468	4 16 2 198 201	8 3 2 53 53
3 17 1 51 56	0 22 1 57 56	1 1 2 293 258	4 17 2 31 30	8 4 2 50 54
3 18 1 63 63	0 21 1 61 65	1 0 2 366 342	4 18 2 56 55	8 5 2 54 59
3 19 1 38 39	0 20 1 48 48	2 0 2 57 63	4 19 2 43 44	8 6 2 67 69
3 20 1 75 76	0 19 1 105 113	2 1 2 220 211	4 22 2 49 48	8 7 2 27 31
3 22 1 40 39	0 18 1 76 81	2 2 2 124 113	4 23 2 29 27	8 8 2 82 80
3 23 1 64 62	0 17 1 109 108	2 3 2 453 439	4 24 2 49 47	8 9 2 22 15
3 24 1 57 55	0 16 1 19 26	2 4 2 213 205	4 25 2 24 22	8 10 2 21 20
3 25 1 35 30	0 15 1 54 61	2 5 2 232 223	5 23 2 41 40	8 12 2 20 27
3 26 1 29 29	0 14 1 131 132	2 6 2 168 162	5 22 2 36 37	8 13 2 27 22
3 27 1 36 35	0 13 1 21 22	2 7 2 154 156	5 21 2 21 19	8 14 2 51 47
2 28 1 57 52	0 11 1 228 223	2 8 2 42 41	5 20 2 30 29	9 6 2 33 31
2 27 1 24 23	0 10 1 230 222	2 9 2 74 73	5 19 2 73 77	9 4 2 21 22
2 26 1 28 27	0 9 1 147 141	2 10 2 99 101	5 18 2 25 22	9 3 2 65 64
2 25 1 29 30	0 8 1 35 41	2 11 2 114 114	5 17 2 40 39	9 2 2 30 28
2 24 1 34 33	0 7 1 275 263	2 12 2 70 74	5 16 2 20 23	9 1 2 27 29
2 21 1 22 26	0 6 1 60 48	2 13 2 212 218	5 15 2 131 132	9 0 2 52 49
2 20 1 57 52	0 5 1 230 220	2 14 2 144 146	5 13 2 36 36	8 10 3 55 56
2 19 1 61 65	0 3 1 255 252	2 15 2 148 155	5 12 2 38 35	8 9 3 32 29
2 18 1 138 141	0 2 1 140 148	2 16 2 46 46	5 11 2 128 132	8 8 3 44 44
2 17 1 146 149	0 1 1 339 294	2 17 2 173 179	5 9 2 50 50	8 7 3 67 66
2 16 1 129 134	0 0 2 408 336	2 18 2 97 101	5 8 2 31 30	8 6 3 59 60
2 15 1 102 105	0 1 2 270 240	2 20 2 118 119	5 7 2 74 76	8 5 3 48 46
2 14 1 79 82	0 2 2 448 413	2 22 2 64 62	5 6 2 110 112	8 4 3 42 45
2 13 1 111 112	0 3 2 50 35	2 23 2 20 19	5 5 2 188 186	8 2 3 20 24
2 12 1 250 253	0 4 2 332 320	2 24 2 36 34	5 4 2 219 226	8 1 3 55 54
2 11 1 104 100	0 5 2 407 402	2 25 2 41 42	5 3 2 65 67	8 0 3 89 89
2 10 1 275 267	0 6 2 313 305	2 26 2 44 41	5 2 2 69 67	7 0 3 100 101
2 9 1 62 59	0 7 2 128 123	2 27 2 70 68	5 1 2 108 107	7 1 3 86 84
2 8 1 121 121	0 8 2 78 84	3 26 2 48 44	5 0 2 19 16	7 2 3 130 130
2 7 1 191 188	0 9 2 263 262	3 25 2 46 43	6 0 2 178 179	7 3 3 71 74
2 6 1 236 225	0 10 2 55 58	3 24 2 23 19	6 1 2 62 61	7 4 3 97 99
2 5 1 57 59	0 11 2 143 149	3 23 2 61 63	6 2 2 126 130	7 5 3 26 28
2 4 1 155 154	0 12 2 81 82	3 22 2 53 52	6 3 2 208 213	7 6 3 75 74
2 3 1 452 460	0 13 2 84 89	3 21 2 39 41	6 4 2 67 67	7 7 3 33 33
2 2 1 311 309	0 14 2 165 169	3 20 2 47 48	6 5 2 63 65	7 8 3 50 52
2 1 1 311 304	0 15 2 244 256	3 19 2 74 78	6 6 2 75 78	7 9 3 50 49
2 0 1 331 318	0 17 2 235 240	3 18 2 86 89	6 7 2 34 39	7 10 3 22 18
1 0 1 567 553	0 18 2 72 73	3 17 2 135 137	6 8 2 50 52	7 11 3 41 39
1 1 1 694 671	0 21 2 52 53	3 16 2 101 105	6 9 2 56 59	7 12 3 85 83
1 2 1 337 319	0 22 2 28 29	3 15 2 135 130	6 10 2 85 86	7 14 3 26 22
1 3 1 56 51	0 23 2 74 74	3 14 2 123 129	6 11 2 15 6	7 15 3 42 47
1 4 1 402 391	0 24 2 54 53	3 13 2 110 112	6 12 2 43 45	7 16 3 21 20
1 5 1 249 239	0 25 2 41 43	3 12 2 118 122	6 13 2 27 33	6 20 3 50 45
1 6 1 123 117	0 26 2 36 32	3 10 2 174 178	6 14 2 32 34	6 19 3 31 36
1 7 1 188 184	0 27 2 26 32	3 9 2 176 176	6 15 2 44 41	6 18 3 78 75
1 8 1 143 138	0 28 2 66 64	3 8 2 98 99	6 16 2 66 64	6 17 3 21 17
1 9 1 272 266	1 28 2 103 100	3 7 2 183 180	6 17 2 54 54	6 16 3 30 30
1 10 1 127 125	1 26 2 31 33	3 6 2 110 102	6 18 2 47 41	6 15 3 47 44
1 11 1 218 213	1 25 2 105 101	3 5 2 140 141	6 19 2 34 33	6 14 3 26 25
1 12 1 165 163	1 24 2 36 34	3 4 2 211 206	6 20 2 42 37	6 12 3 61 66
1 13 1 174 177	1 23 2 54 52	3 3 2 228 222	6 21 2 59 57	6 11 3 31 33
1 14 1 179 181	1 22 2 44 42	3 2 2 292 286	7 18 2 29 29	6 10 3 80 80
1 15 1 80 83	1 20 2 21 25	3 1 2 145 139	7 17 2 47 44	6 9 3 64 63
1 16 1 55 59	1 19 2 24 28	3 0 2 229 224	7 16 2 24 20	6 8 3 15 24
1 17 1 140 141	1 18 2 213 219	4 0 2 36 39	7 15 2 21 18	6 7 3 29 30
1 18 1 53 57	1 17 2 78 82	4 1 2 210 213	7 14 2 30 29	6 6 3 94 93
1 19 1 104 107	1 16 2 131 136	4 2 2 144 146	7 13 2 22 25	6 5 3 15 15
1 20 1 52 57	1 15 2 180 187	4 3 2 89 89	7 12 2 59 59	6 4 3 64 62
1 21 1 79 83	1 14 2 143 146	4 4 2 72 72	7 11 2 68 66	6 3 3 21 24
1 22 1 15 21	1 13 2 98 103	4 5 2 173 170	7 10 2 32 35	6 2 3 89 88
1 24 1 36 40	1 12 2 77 78	4 6 2 142 144	7 9 2 30 29	6 1 3 67 69
1 25 1 40 38	1 11 2 17 14	4 7 2 63 66	7 8 2 77 80	6 0 3 151 152
1 26 1 72 67	1 10 2 66 64	4 8 2 156 156	7 7 2 51 54	5 0 3 117 121
1 28 1 59 51	1 9 2 110 105	4 9 2 120 118	7 4 2 79 78	5 1 3 95 95
0 29 1 20 25	1 8 2 302 303	4 10 2 108 113	7 3 2 36 39	5 2 3 244 244
0 28 1 69 62	1 7 2 154 153	4 11 2 69 74	7 1 2 57 58	5 3 3 94 94
0 27 1 33 31	1 6 2 299 298	4 12 2 18 19	7 0 2 150 154	5 4 3 81 86
0 26 1 51 49	1 5 2 386 372	4 13 2 136 139	8 0 2 84 81	5 5 3 40 40
0 25 1 43 42	1 4 2 169 154	4 14 2 156 162	8 1 2 53 53	5 6 3 98 99

STRUCTURE OF L-TYROSINE

Table 1. Continued.

5 7 3	77 77	2 14 3	63 68	0 6 4	170 175	3 17 4	82 83	6 12 4	29 31
5 8 3	36 35	2 13 3	189 196	0 8 4	113 118	3 16 4	89 91	6 13 4	48 51
5 9 3	19 22	2 12 3	158 164	0 10 4	17 11	3 15 4	45 46	6 15 4	67 64
5 10 3	88 92	2 11 3	144 147	0 11 4	25 28	3 14 4	135 138	6 16 4	36 36
5 12 3	97 98	2 10 3	41 44	0 12 4	58 64	3 13 4	139 146	6 17 4	32 30
5 14 3	40 41	2 9 3	110 112	0 13 4	168 176	3 12 4	151 156	7 12 4	25 28
5 15 3	78 78	2 8 3	125 124	0 14 4	50 46	3 11 4	97 101	7 11 4	28 29
5 16 3	22 24	2 7 3	150 147	0 15 4	43 43	3 10 4	103 106	7 10 4	21 18
5 18 3	51 50	2 6 3	133 135	0 16 4	34 33	3 9 4	126 128	7 9 4	77 74
5 19 3	94 90	2 5 3	118 114	0 17 4	43 24	3 8 4	36 37	7 8 4	56 56
5 21 3	30 34	2 4 3	347 330	0 18 4	25 26	3 7 4	71 67	7 7 4	44 42
4 23 3	46 45	2 3 3	158 157	0 19 4	25 27	3 6 4	122 127	7 6 4	31 31
4 22 3	50 47	2 2 3	95 94	0 20 4	47 46	3 5 4	31 30	7 5 4	70 67
4 21 3	46 47	2 1 3	222 211	0 21 4	101 96	3 4 4	79 85	7 3 4	39 41
4 20 3	87 88	2 0 3	192 187	0 23 4	46 16	3 3 4	106 107	7 2 4	48 48
4 19 3	29 26	1 0 3	162 172	0 24 4	65 66	3 2 4	257 255	7 1 4	52 52
4 18 3	84 84	1 1 3	205 190	1 25 4	34 36	3 1 4	134 132	8 0 4	22 20
4 17 3	50 53	1 2 3	292 264	1 24 4	39 36	3 0 4	140 136	8 1 4	49 46
4 16 3	16 14	1 3 3	153 141	1 23 4	50 49	4 0 4	99 101	8 3 4	45 39
4 15 3	87 89	1 4 3	92 89	1 22 4	112 111	4 1 4	175 178	8 4 4	32 35
4 14 3	36 32	1 5 3	187 183	1 21 4	37 35	4 2 4	128 127	8 5 4	37 38
4 13 3	83 86	1 6 3	171 160	1 20 4	31 34	4 3 4	27 34	8 6 4	18 11
4 12 3	70 75	1 7 3	133 130	1 19 4	20 15	4 4 4	25 29	8 7 4	22 17
4 10 3	123 129	1 8 3	89 85	1 18 4	39 44	4 5 4	82 89	7 0 5	65 65
4 9 3	81 88	1 9 3	84 82	1 17 4	49 50	4 6 4	51 57	7 1 5	55 56
4 8 3	36 34	1 10 3	54 52	1 16 4	81 83	4 7 4	98 100	7 2 5	31 27
4 7 3	207 210	1 11 3	55 62	1 15 4	67 92	4 8 4	65 66	7 3 5	58 57
4 6 3	75 75	1 12 3	180 190	1 14 4	27 30	4 9 4	77 60	7 4 5	31 31
4 5 3	114 113	1 13 3	78 79	1 13 4	112 119	4 10 4	129 135	7 5 5	42 43
4 4 3	17 10	1 14 3	131 138	1 12 4	161 165	4 11 4	70 67	7 6 5	31 32
4 3 3	150 151	1 15 3	91 97	1 11 4	78 84	4 12 4	33 34	7 7 5	31 32
4 2 3	80 80	1 16 3	265 271	1 10 4	14 18	4 13 4	76 78	6 13 5	69 66
4 1 3	93 99	1 17 3	78 83	1 9 4	137 137	4 14 4	30 30	6 12 5	20 26
4 0 3	190 195	1 18 3	60 62	1 8 4	128 133	4 15 4	29 27	6 11 5	70 75
3 0 3	62 66	1 19 3	87 87	1 7 4	23 23	4 16 4	42 43	6 10 5	52 55
3 1 3	241 234	1 20 3	40 41	1 6 4	72 68	4 17 4	59 61	6 9 5	56 55
3 2 3	49 57	1 22 3	30 30	1 5 4	71 72	4 20 4	43 43	6 8 5	35 38
3 3 3	137 130	1 24 3	36 35	1 4 4	112 114	4 21 4	26 19	6 6 5	62 60
3 4 3	58 57	1 25 3	74 72	1 3 4	160 179	4 22 4	40 40	6 5 5	81 80
3 5 3	68 68	1 26 3	51 48	1 2 4	114 108	5 20 4	85 85	6 4 5	88 86
3 6 3	159 160	1 27 3	51 54	1 1 4	243 230	5 19 4	107 107	6 3 5	26 19
3 7 3	162 165	0 25 3	86 84	1 0 4	178 172	5 17 4	21 25	6 2 5	56 57
3 8 3	89 82	0 24 3	115 108	2 0 4	113 109	5 16 4	39 39	6 1 5	27 26
3 9 3	117 120	0 23 3	20 21	2 1 4	81 86	5 15 4	36 35	6 0 5	36 36
3 10 3	82 83	0 22 3	42 45	2 2 4	89 94	5 14 4	21 17	5 0 5	117 120
3 11 3	81 84	0 20 3	56 59	2 3 4	199 195	5 13 4	62 66	5 1 5	60 58
3 12 3	132 133	0 19 3	43 44	2 4 4	135 135	5 12 4	39 40	5 2 5	42 38
3 13 3	120 123	0 18 3	16 18	2 5 4	120 121	5 11 4	135 138	5 3 5	41 42
3 14 3	105 107	0 17 3	138 141	2 6 4	46 47	5 10 4	43 48	5 4 5	25 26
3 15 3	111 114	0 16 3	105 107	2 7 4	27 30	5 9 4	66 68	5 5 5	26 22
3 16 3	117 122	0 15 3	98 99	2 8 4	100 95	5 8 4	89 91	5 6 5	54 53
3 17 3	67 70	0 14 3	49 50	2 9 4	51 50	5 7 4	19 20	5 7 5	62 62
3 18 3	98 101	0 13 3	312 322	2 10 4	102 110	5 6 4	51 51	5 8 5	65 64
3 19 3	77 75	0 12 3	72 71	2 11 4	122 130	5 5 4	77 62	5 9 5	86 86
3 20 3	36 37	0 11 3	29 33	2 12 4	89 92	5 4 4	23 27	5 10 5	24 29
3 21 3	96 95	0 10 3	208 214	2 13 4	80 83	5 3 4	52 55	5 11 5	35 37
3 22 3	36 35	0 9 3	56 56	2 14 4	19 20	5 2 4	65 64	5 12 5	67 70
3 23 3	52 49	0 8 3	258 244	2 15 4	68 71	5 1 4	142 145	5 13 5	57 55
3 24 3	57 57	0 7 3	91 83	2 16 4	56 59	5 0 4	204 205	5 14 5	51 48
3 25 3	20 19	0 6 3	64 51	2 17 4	99 99	6 0 4	65 69	5 15 5	45 45
2 26 3	61 57	0 5 3	210 201	2 18 4	47 48	6 1 4	94 99	5 16 5	37 33
2 24 3	24 26	0 4 3	133 125	2 19 4	60 65	6 2 4	47 49	4 19 5	25 24
2 23 3	46 46	0 3 3	169 161	2 20 4	44 46	6 3 4	23 27	4 18 5	80 79
2 22 3	61 63	0 2 3	343 320	2 21 4	69 68	6 4 4	29 31	4 17 5	32 35
2 21 3	104 102	0 1 3	270 245	2 22 4	28 22	6 5 4	29 28	4 16 5	88 80
2 20 3	30 29	0 0 4	142 147	2 24 4	20 21	6 6 4	57 57	4 15 4	75 75
2 19 3	134 137	0 1 4	76 78	3 23 4	47 48	6 7 4	28 25	4 14 5	31 37
2 18 3	115 118	0 2 4	66 56	3 21 4	66 63	6 8 4	55 55	4 13 5	52 58
2 17 3	28 28	0 3 4	113 108	3 20 4	35 28	6 9 4	41 45	4 12 5	73 73
2 16 3	127 132	0 4 4	57 51	3 19 4	63 61	6 10 4	24 23	4 11 5	98 101
2 15 3	54 55	0 5 4	16 18	3 18 4	110 112	6 11 4	33 31	4 10 5	81 82

Table 1. Continued.

4 9 5 66 68	1 16 5 22 24	2 10 6 27 29	3 9 7 32 30	4 33 0 74 65
4 8 5 47 48	1 18 5 70 73	2 11 6 24 25	3 10 7 23 21	5 34 0 29 25
4 7 5 77 79	1 19 5 44 46	2 12 6 40 39	3 11 7 65 62	5 32 0 25 23
4 6 5 48 51	1 21 5 45 44	2 13 6 50 52	2 13 7 57 55	5 31 0 32 30
4 5 5 84 84	1 22 5 49 47	2 14 6 42 47	2 12 7 79 79	5 30 0 28 35
4 4 5 58 59	0 23 5 31 34	2 15 6 32 30	2 11 7 51 52	5 29 0 22 21
4 3 5 35 33	0 22 5 23 20	2 16 6 55 57	2 10 7 41 47	5 28 0 57 59
4 2 5 64 64	0 21 5 90 90	2 17 6 53 55	2 8 7 53 52	5 25 0 44 36
4 1 5 95 94	0 20 5 47 46	2 18 6 42 40	2 7 7 112 113	6 24 0 36 34
4 0 5 86 84	0 19 5 61 61	3 17 6 46 51	2 5 7 75 73	6 25 0 39 39
3 0 5 83 83	0 18 5 94 94	3 16 6 25 25	2 4 7 92 90	6 31 0 23 21
3 1 5 84 83	0 17 5 32 31	3 15 6 76 76	2 3 7 26 26	7 31 0 23 23
3 2 5 52 49	0 16 5 45 51	3 14 6 41 34	2 2 7 31 30	7 28 0 37 36
3 3 5 135 132	0 15 5 30 31	3 12 6 41 42	2 1 7 20 18	7 23 0 19 24
3 4 5 19 17	0 13 5 100 107	3 11 6 64 63	2 0 7 109 106	7 2 0 57 53
3 5 5 44 45	0 11 5 88 87	3 10 6 26 25	1 0 7 138 128	7 20 0 30 21
3 6 5 49 51	0 10 5 68 66	3 9 6 50 49	1 1 7 85 82	8 16 0 22 26
3 7 5 52 54	0 9 5 211 226	3 8 6 72 73	1 2 7 77 74	8 17 0 72 65
3 8 5 16 9	0 8 5 162 164	3 7 6 40 40	1 3 7 50 46	8 18 0 73 70
3 9 5 60 66	0 7 5 69 64	3 6 6 123 123	1 4 7 79 79	8 19 0 37 45
3 10 5 27 23	0 6 5 146 147	3 5 6 66 67	1 6 7 87 84	8 21 0 29 37
3 11 5 122 127	0 5 5 47 46	3 4 6 68 62	1 7 7 86 88	8 23 0 19 10
3 12 5 80 81	0 4 5 129 126	3 3 6 103 106	1 8 7 19 17	8 25 0 37 34
3 13 5 66 67	0 3 5 40 40	3 2 6 75 71	1 9 7 141 139	8 27 0 27 26
3 14 5 51 55	0 2 5 213 207	3 1 6 24 24	1 10 7 50 46	8 28 0 23 22
3 15 5 54 53	0 1 5 277 268	4 0 6 57 56	1 11 7 45 43	9 20 0 50 49
3 16 5 77 76	0 0 6 42 46	4 1 6 22 19	1 13 7 27 24	9 18 0 47 46
3 17 5 34 35	0 2 6 66 60	4 3 6 53 55	1 14 7 41 40	9 17 0 42 41
3 18 5 67 67	0 3 6 101 96	4 4 6 36 31	0 14 7 35 31	9 16 0 19 25
3 19 5 17 18	0 4 6 161 160	4 5 6 68 72	0 13 7 35 34	9 12 0 37 37
3 20 5 52 52	0 5 6 20 29	4 6 6 43 45	0 11 7 100 99	9 10 0 18 15
3 21 5 36 38	0 6 6 71 75	4 7 6 71 66	0 10 7 29 23	10 5 0 29 22
2 22 5 31 34	0 7 6 91 94	4 9 6 25 30	0 9 7 64 64	10 7 0 27 29
2 21 5 47 42	0 8 6 46 51	4 10 6 46 46	0 8 7 55 58	10 9 0 42 41
2 20 5 24 24	0 9 6 20 16	4 11 6 31 29	0 7 7 51 51	10 11 0 64 55
2 19 5 51 54	0 10 6 18 20	4 12 6 38 35	0 6 7 117 116	10 12 0 35 33
2 18 5 72 76	0 11 6 23 20	4 13 6 33 33	0 5 7 18 22	10 13 0 22 14
2 17 5 67 67	0 12 6 31 33	4 14 6 76 79	0 4 7 122 120	10 18 0 21 12
2 16 5 24 24	0 13 6 16 11	4 15 6 42 40	0 3 7 61 59	10 19 0 59 59
2 15 5 17 19	0 14 6 72 74	5 12 6 42 45	0 2 7 91 84	10 20 0 22 21
2 14 5 55 60	0 15 6 133 142	5 10 6 19 23	0 1 7 144 135	11 16 0 35 34
2 13 5 62 63	0 16 6 36 43	5 9 6 61 60	0 1 8 100 95	11 14 0 21 21
2 12 5 102 108	0 19 6 21 14	5 8 6 46 42	0 2 8 88 83	11 6 0 25 17
2 11 5 76 81	1 19 6 47 49	5 6 6 123 122	1 2 8 37 33	11 4 0 51 50
2 10 5 30 30	1 18 6 37 32	5 5 6 31 23	1 1 8 29 28	12 0 0 44 37
2 9 5 25 27	1 17 6 57 55	5 4 6 92 91	1 0 8 31 23	12 1 0 25 14
2 8 5 84 87	1 16 6 45 43	5 3 6 48 43	0 30 0 155 146	12 3 0 21 21
2 7 5 148 152	1 15 6 52 50	5 0 6 98 97	0 32 0 52 47	12 5 0 21 15
2 6 5 80 78	1 14 6 30 38	6 1 6 79 78	1 36 0 23 3	12 6 0 49 42
2 5 5 147 144	1 12 6 42 43	6 2 6 43 48	1 35 0 20 18	12 7 1 21 23
2 4 5 65 68	1 11 6 30 28	6 3 6 40 38	1 33 0 44 40	12 4 1 24 28
2 3 5 141 142	1 10 6 43 44	6 4 6 56 53	1 32 0 45 40	12 3 1 26 25
2 2 5 221 216	1 9 6 57 60	6 5 6 44 42	1 30 0 48 39	11 1 1 35 36
2 1 5 99 96	1 8 6 98 101	6 6 6 27 28	2 29 0 27 24	11 2 1 29 28
2 0 5 66 71	1 7 6 40 39	6 7 6 55 53	2 30 0 37 34	11 3 1 21 15
1 0 5 151 139	1 6 6 30 30	4 8 7 30 28	2 31 0 45 38	11 6 1 33 28
1 1 5 148 142	1 5 6 65 63	4 7 7 65 68	2 32 0 52 48	11 7 1 24 22
1 2 5 222 212	1 4 6 83 82	4 6 7 74 73	2 33 0 65 56	11 15 1 29 20
1 3 5 184 175	1 3 6 155 152	4 5 7 77 77	2 34 0 21 27	10 21 1 34 30
1 4 5 204 201	1 2 6 41 34	4 4 7 58 57	2 36 0 41 39	10 20 1 23 21
1 5 5 179 177	1 1 6 50 47	4 3 7 61 61	2 37 0 26 20	10 18 1 34 25
1 6 5 134 139	2 0 6 20 23	4 2 7 20 15	3 34 0 23 22	10 17 1 32 26
1 7 5 77 77	2 1 6 54 53	4 0 7 122 121	3 33 0 21 25	10 13 1 49 45
1 8 5 121 127	2 2 6 26 29	3 0 7 74 73	3 32 0 42 44	10 12 1 25 23
1 9 5 80 87	2 3 6 61 62	3 1 7 45 42	3 31 0 101 94	10 11 1 37 37
1 10 5 56 57	2 4 6 120 120	3 2 7 47 44	3 30 0 24 22	10 9 1 38 39
1 11 5 106 110	2 5 6 63 63	3 3 7 45 45	4 27 0 46 45	10 7 1 27 28
1 12 5 51 53	2 6 6 73 74	3 4 7 38 36	4 28 0 20 17	10 6 1 24 27
1 13 5 54 54	2 7 6 18 19	3 5 7 71 72	4 29 0 30 30	10 4 1 40 40
1 14 5 116 122	2 8 6 74 80	3 6 7 76 76	4 31 0 41 32	10 3 1 41 35
1 15 5 158 165	2 9 6 61 62	3 8 7 18 18	4 32 0 32 29	10 2 1 30 32

Table 1. Continued.

10 0 1 37 32	0 32 2 20 24	10 11 2 29 23	5 29 3 36 32	5 26 4 38 31
9 9 1 32 32	0 33 2 34 40	10 12 2 20 11	5 30 3 55 50	5 25 4 21 24
9 10 1 23 21	0 35 2 44 39	10 13 2 36 35	5 32 3 32 23	5 23 4 28 22
9 11 1 33 35	0 36 2 29 26	10 14 2 23 21	4 33 3 35 29	5 22 4 35 28
9 12 1 73 67	0 37 2 32 30	11 14 2 21 12	4 32 3 36 28	5 21 4 56 57
9 18 1 45 45	1 36 2 44 42	11 13 2 22 21	4 31 3 31 27	6 18 4 25 20
9 19 1 24 19	1 34 2 42 38	11 9 2 30 34	4 29 3 33 31	6 19 4 38 37
9 20 1 23 27	1 30 2 38 36	11 8 2 31 26	4 28 3 36 37	6 20 4 29 28
9 21 1 34 33	2 28 2 37 32	11 6 2 23 18	4 27 3 46 45	6 21 4 51 49
8 28 1 23 24	2 30 2 86 82	11 3 2 31 28	4 26 3 19 14	6 23 4 38 33
8 26 1 20 26	2 31 2 52 51	11 2 2 28 24	4 25 3 23 27	6 24 4 29 24
8 21 1 24 21	2 33 2 27 25	11 1 2 20 18	3 26 3 25 31	6 25 4 22 19
8 19 1 31 32	2 36 2 23 14	11 0 2 32 27	3 28 3 18 12	6 26 4 20 16
8 17 1 36 35	3 35 2 22 13	12 2 2 26 23	3 30 3 43 41	6 27 4 22 20
8 16 1 73 71	3 34 2 29 21	11 5 3 24 24	3 31 3 31 28	6 28 4 25 27
7 21 1 30 23	3 33 2 27 30	11 11 3 23 16	3 32 3 26 26	6 29 4 45 43
7 23 1 19 17	3 31 2 37 32	10 19 3 23 21	3 33 3 22 22	7 26 4 45 40
7 24 1 44 42	3 30 2 29 29	10 18 3 22 20	2 35 3 23 15	7 25 4 36 29
7 26 1 20 13	3 29 2 21 17	10 15 3 20 14	2 34 3 24 23	7 22 4 28 33
7 27 1 20 16	3 28 2 65 55	10 14 3 24 16	2 33 3 42 40	7 21 4 36 37
7 28 1 39 36	3 27 2 48 50	10 13 3 51 48	2 31 3 36 32	7 19 4 53 50
7 29 1 31 23	4 26 2 19 21	10 9 3 22 5	2 29 3 71 67	7 18 4 41 38
6 31 1 22 20	4 27 2 54 48	10 7 3 21 28	2 28 3 29 30	7 17 4 42 43
6 30 1 20 22	4 28 2 50 47	10 6 3 51 49	1 27 3 51 54	7 16 4 46 43
6 28 1 38 35	4 30 2 39 32	10 4 3 49 48	1 28 3 31 32	7 15 4 38 32
6 27 1 45 44	4 31 2 49 43	10 3 3 23 21	1 29 3 51 47	7 14 4 30 31
6 26 1 39 41	5 29 2 22 18	10 2 3 21 21	1 30 3 27 28	8 7 4 19 17
6 24 1 73 74	5 28 2 35 32	10 1 3 23 14	1 31 3 19 3	8 8 4 20 25
5 25 1 50 46	5 26 2 45 45	9 0 3 46 48	1 35 3 34 35	8 10 4 24 23
5 26 1 25 26	5 24 2 29 27	9 1 3 43 42	1 36 3 26 26	8 12 4 35 30
5 27 1 30 34	6 24 2 28 29	9 2 3 25 34	0 35 3 22 22	8 13 4 42 37
5 28 1 47 46	6 26 2 46 6	9 3 3 27 23	0 33 3 35 28	8 14 4 50 31
5 29 1 35 32	6 27 2 67 62	9 4 3 44 51	0 32 3 80 76	8 15 4 30 27
5 30 1 27 25	6 28 2 40 35	9 5 3 52 53	0 31 3 46 49	8 17 4 37 34
5 32 1 38 36	6 29 2 22 14	9 6 3 48 52	0 30 3 53 50	8 18 4 24 19
5 33 1 30 26	6 31 2 25 23	9 8 3 26 29	0 29 3 34 35	8 20 4 24 24
4 35 1 24 23	7 28 2 25 20	9 10 3 27 27	0 28 3 29 24	8 24 4 24 19
4 33 1 24 21	7 26 2 34 32	9 11 3 20 20	0 26 4 24 18	9 20 4 33 32
4 32 1 29 30	7 23 2 27 30	9 14 3 40 35	0 28 4 21 29	9 18 4 34 34
4 31 1 42 39	7 22 2 42 37	9 15 3 26 33	0 30 4 52 49	9 17 4 38 30
4 30 1 44 38	7 21 2 18 16	9 16 3 28 26	0 34 4 29 29	9 14 4 22 19
4 29 1 24 25	7 20 2 37 38	9 19 3 21 18	1 34 4 25 19	9 13 4 45 37
4 27 1 40 38	7 19 2 45 42	9 20 3 29 27	1 33 4 67 60	9 12 4 54 53
3 28 1 37 35	8 15 2 22 26	9 21 3 25 19	1 31 4 53 47	9 10 4 22 25
3 29 1 49 49	8 16 2 64 62	9 22 3 34 24	1 30 4 33 33	9 8 4 19 26
3 30 1 27 31	8 17 2 24 20	8 26 3 39 33	1 28 4 21 26	9 7 4 41 41
3 31 1 33 30	8 18 2 50 49	8 22 3 21 10	1 27 4 38 36	9 6 4 31 33
3 32 1 37 34	8 19 2 20 18	8 20 3 28 28	1 26 4 39 42	9 5 4 52 52
3 33 1 42 41	8 22 2 38 36	8 17 3 21 19	2 25 4 32 35	9 4 4 38 38
3 34 1 33 24	8 24 2 20 14	8 15 3 64 63	2 27 4 30 33	9 3 4 48 49
2 34 1 24 18	8 26 2 22 17	8 13 3 41 41	2 28 4 23 26	9 2 4 22 18
2 33 1 23 27	8 27 2 27 23	8 12 3 29 24	2 34 4 25 30	9 0 4 21 16
2 32 1 42 33	9 23 2 21 16	7 18 3 40 38	3 33 4 37 27	10 2 4 23 15
2 31 1 22 28	9 21 2 28 25	7 19 3 19 16	3 32 4 25 27	10 4 4 28 27
2 30 1 52 44	9 20 2 26 27	7 20 3 29 17	3 31 4 34 33	10 6 4 19 16
2 29 1 42 38	9 19 2 24 19	7 23 3 21 5	3 30 4 28 28	10 7 4 25 23
1 29 1 84 74	9 17 2 33 35	7 24 3 37 33	3 28 4 31 27	10 12 4 30 26
1 30 1 28 30	9 16 2 22 21	7 26 3 23 22	3 27 4 27 27	10 14 4 23 18
1 31 1 73 69	9 14 2 42 41	7 28 3 31 26	3 25 4 22 26	10 15 4 47 48
1 33 1 33 27	9 13 2 65 64	7 29 3 30 25	3 24 4 59 58	10 16 4 23 10
1 34 1 23 21	9 12 2 38 32	6 26 3 51 47	4 23 4 40 44	11 9 4 30 23
1 35 1 26 18	9 11 2 34 35	6 25 3 29 35	4 24 4 25 22	11 7 4 28 29
1 37 1 22 24	9 10 2 46 49	6 23 3 21 20	4 25 4 39 37	11 6 4 40 35
0 34 1 43 34	9 9 2 54 53	6 22 3 29 26	4 26 4 21 16	11 5 4 33 33
0 32 1 39 32	9 8 2 25 23	6 21 3 17 10	4 28 4 31 23	11 4 4 21 21
0 31 1 24 19	10 0 2 58 62	6 20 3 48 45	4 29 4 31 27	11 3 4 30 29
0 30 1 57 52	10 2 2 29 31	5 23 3 28 25	4 30 4 42 41	11 1 4 22 20
0 29 1 21 25	10 3 2 25 23	5 25 3 22 24	4 31 4 47 44	10 10 5 26 19
0 29 2 40 42	10 4 2 41 43	5 26 3 43 40	5 31 4 26 26	10 7 5 26 20
0 30 2 50 44	10 5 2 60 58	5 27 3 32 33	5 30 4 42 45	10 6 5 27 28
0 31 2 40 41	10 8 2 23 23	5 28 3 40 38	5 28 4 34 37	10 3 5 21 17

Table 1. Continued.

10 2 5 33 34	2 24 5 30 33	6 15 6 36 35	7 8 7 55 55	2 14 7 97 98
9 3 5 29 26	2 23 5 63 60	6 16 6 50 48	7 9 7 25 21	2 13 7 59 55
9 4 5 36 33	2 22 5 33 34	6 17 6 21 24	7 11 7 24 16	1 14 7 36 40
9 7 5 24 19	1 23 5 22 20	6 18 6 49 50	7 12 7 30 29	1 15 7 34 35
9 8 5 19 8	1 24 5 54 57	6 19 6 26 18	7 14 7 27 13	1 17 7 57 62
9 9 5 33 31	1 25 5 19 25	6 22 6 22 19	7 15 7 21 18	1 18 7 53 52
9 11 5 37 38	1 26 5 69 66	6 23 6 37 34	7 16 7 34 34	1 19 7 58 60
9 14 5 41 43	1 27 5 32 28	7 22 6 24 18	7 18 7 33 35	1 20 7 60 64
9 15 5 47 46	1 28 5 25 18	7 20 6 33 37	6 19 7 28 30	1 21 7 32 35
9 16 5 34 34	1 29 5 31 26	7 18 6 37 37	6 18 7 27 25	1 22 7 31 32
9 18 5 24 15	1 30 5 28 32	7 17 6 36 33	6 14 7 26 28	1 23 7 25 16
8 21 5 26 27	1 32 5 30 26	7 16 6 29 32	6 13 7 50 46	1 24 7 23 24
8 20 5 29 21	0 29 5 47 47	7 15 6 33 24	6 11 7 51 49	1 25 7 38 34
8 19 5 22 17	0 28 5 48 46	7 14 6 26 28	6 10 7 33 27	1 26 7 27 13
8 17 5 58 57	0 24 5 36 37	7 13 6 42 37	6 9 7 51 47	1 27 7 47 46
8 16 5 53 49	0 23 5 36 34	7 12 6 24 16	6 8 7 22 24	0 26 7 52 50
8 14 5 24 19	0 20 6 32 33	7 11 6 30 27	6 7 7 47 47	0 25 7 23 25
8 13 5 35 36	0 23 6 39 38	7 10 6 70 74	6 6 7 29 27	0 23 7 43 43
8 9 5 59 59	0 26 6 65 59	7 9 6 22 27	6 4 7 23 21	0 22 7 32 28
8 7 5 26 28	0 28 6 53 50	7 8 6 26 28	6 3 7 64 62	0 21 7 27 18
8 5 5 30 31	1 29 6 41 36	7 7 6 40 40	6 0 7 24 24	0 20 7 29 32
8 4 5 28 30	1 28 6 20 11	7 6 6 45 45	5 0 7 25 23	0 19 7 87 87
8 3 5 24 26	1 27 6 53 50	7 5 6 28 23	5 3 7 34 26	0 17 7 67 61
8 2 5 36 40	1 26 6 33 32	7 4 6 23 22	5 4 7 35 33	0 3 8 19 15
7 8 5 33 32	1 20 6 42 42	7 2 6 69 70	5 5 7 96 97	0 6 8 28 24
7 9 5 70 68	2 19 6 29 32	7 1 6 42 41	5 6 7 63 67	0 7 8 28 30
7 10 5 32 32	2 20 6 45 43	7 0 6 68 63	5 8 7 35 33	0 8 8 57 54
7 11 5 50 52	2 21 6 28 29	8 0 6 19 11	5 10 7 28 27	0 9 8 73 71
7 12 5 40 40	2 22 6 41 39	8 2 6 28 21	5 11 7 35 32	0 10 8 103 101
7 13 5 46 48	2 24 6 21 29	8 3 6 60 61	5 12 7 45 42	0 11 8 119 122
7 15 5 49 47	2 26 6 53 48	8 4 6 35 36	5 13 7 69 69	0 14 8 24 23
7 16 5 46 46	2 28 6 50 48	8 5 6 48 49	5 14 7 51 54	0 15 8 37 37
7 17 5 34 39	2 29 6 23 21	8 6 6 23 16	5 17 7 42 46	0 16 8 43 44
7 19 5 44 46	3 29 6 26 27	8 7 6 30 30	5 20 7 22 16	0 19 8 32 36
7 22 5 21 22	3 25 6 24 26	8 9 6 35 28	4 25 7 49 44	0 21 8 81 82
7 23 5 25 22	3 24 6 49 47	8 10 6 52 54	4 24 7 28 26	0 24 8 32 27
7 25 5 25 28	3 23 6 45 44	8 11 6 20 19	4 22 7 30 28	1 22 8 31 26
6 25 5 24 10	3 21 6 25 25	8 12 6 20 22	4 21 7 25 26	1 21 8 43 43
6 23 5 20 16	3 20 6 39 36	8 14 6 41 38	4 19 7 25 21	1 20 8 48 50
6 21 5 29 31	3 19 6 83 84	8 15 6 29 29	4 18 7 54 53	1 19 8 38 39
6 20 5 63 67	3 18 6 58 59	8 16 6 37 38	4 16 7 37 40	1 18 8 68 68
6 19 5 20 27	4 16 6 41 41	8 17 6 22 17	4 15 7 32 32	1 16 8 46 49
6 17 5 49 48	4 17 6 75 74	8 18 6 24 22	4 14 7 79 81	1 15 8 28 26
6 16 5 42 46	4 18 6 32 31	9 12 6 30 25	4 12 7 27 24	1 13 8 27 28
6 15 5 43 37	4 20 6 39 39	9 11 6 27 26	4 11 7 62 65	1 12 8 58 58
5 18 5 38 32	4 21 6 37 37	9 8 6 26 27	4 9 7 32 34	1 10 8 83 81
5 19 5 53 57	4 22 6 24 29	9 6 6 27 21	4 8 7 31 26	1 9 8 20 21
5 21 5 22 20	4 24 6 44 42	9 5 6 26 21	3 11 7 63 62	1 8 8 69 71
5 22 5 37 36	4 25 6 25 21	9 3 6 28 24	3 12 7 84 65	1 6 8 35 36
5 28 5 42 34	4 26 6 24 21	9 1 6 20 15	3 13 7 54 57	1 5 8 21 23
5 29 5 28 23	4 27 6 23 24	10 0 6 27 28	3 14 7 40 38	1 4 8 43 43
4 30 5 21 20	4 28 6 22 19	10 2 6 28 24	3 16 7 30 31	1 3 8 45 40
4 26 5 44 40	5 26 6 42 39	9 0 7 37 32	3 17 7 24 27	1 2 8 27 33
4 24 5 37 37	5 24 6 22 13	9 1 7 35 35	3 18 7 62 61	1 1 8 30 28
4 23 5 40 37	5 23 6 30 29	9 2 7 30 20	3 19 7 43 43	1 0 8 26 23
4 22 5 42 40	5 21 6 34 37	9 3 7 29 30	3 20 7 52 54	2 0 8 21 23
4 21 5 31 31	5 20 6 24 25	9 4 7 23 16	3 22 7 45 43	2 1 8 73 74
4 20 5 65 66	5 18 6 25 22	8 11 7 23 22	3 25 7 25 24	2 2 8 56 55
3 21 5 38 38	5 17 6 73 70	8 7 7 31 30	3 26 7 38 36	2 3 8 54 57
3 22 5 67 66	5 16 6 75 74	8 6 7 24 17	2 27 7 33 27	2 4 8 27 23
3 23 5 35 38	5 15 6 57 57	8 5 7 28 23	2 25 7 32 27	2 5 8 57 54
3 24 5 24 28	5 13 6 71 73	8 2 7 30 29	2 24 7 43 41	2 7 8 46 47
3 25 5 40 42	5 12 6 45 45	8 1 7 27 25	2 23 7 39 33	2 8 8 37 32
3 28 5 48 49	6 7 6 54 53	8 0 7 52 53	2 22 7 36 43	2 9 8 67 69
3 29 5 35 31	6 8 6 56 58	7 0 7 33 28	2 21 7 42 42	2 10 8 98 99
3 30 5 23 23	6 9 6 49 48	7 1 7 38 32	2 20 7 44 49	2 11 8 69 67
2 32 5 22 24	6 10 6 33 35	7 2 7 30 33	2 19 7 52 51	2 13 8 66 71
2 31 5 48 47	6 11 6 42 39	7 3 7 25 21	2 18 7 36 37	2 14 8 56 52
2 28 5 42 44	6 12 6 61 62	7 5 7 30 25	2 17 7 56 55	2 15 8 27 30
2 27 5 60 58	6 13 6 55 54	7 6 7 39 39	2 16 7 36 36	2 17 8 26 25
2 25 5 43 38	6 14 6 57 59	7 7 7 36 35	2 15 7 36 37	2 18 8 34 32

Table 1. Continued.

2 19 8 27 34	4 11 8 35 38	7 8 8 34 34	3 9 9 36 32	0 10 9 40 35
2 20 8 25 29	4 12 8 65 66	7 7 8 30 27	3 10 9 47 44	0 9 9 23 25
2 21 8 36 36	4 15 8 32 31	7 5 8 25 25	3 11 9 29 23	0 8 9 23 18
2 23 8 40 42	4 17 8 22 32	7 4 8 30 27	3 12 9 30 25	0 7 9 53 53
3 22 8 44 43	4 19 8 38 36	7 3 8 42 40	3 13 9 43 38	0 4 9 42 37
3 21 8 44 46	4 20 8 22 26	7 1 8 22 30	2 18 9 39 34	0 2 9 35 36
3 20 8 22 15	5 18 8 23 18	6 1 9 50 47	2 17 9 22 24	0 0 10 22 26
3 17 8 28 27	5 15 8 24 24	5 1 9 30 29	2 16 9 35 33	0 4 10 28 30
3 16 8 21 24	5 14 8 20 12	5 2 9 25 26	2 14 9 20 19	0 5 10 21 21
3 15 8 30 34	5 13 8 29 27	5 3 9 26 27	2 12 9 35 38	0 6 10 71 71
3 14 8 50 53	5 11 8 23 19	5 4 9 61 60	2 9 9 46 42	0 7 10 85 85
3 11 8 29 24	5 10 8 25 23	5 5 9 40 34	2 8 9 61 60	0 9 10 36 35
3 10 8 27 32	5 8 8 35 33	5 7 9 34 33	2 6 9 48 48	0 10 10 23 15
3 9 8 29 27	5 7 8 29 32	5 9 9 41 37	2 5 9 44 35	1 8 10 36 41
3 8 8 35 34	5 5 8 26 22	5 11 9 23 24	2 4 9 41 44	1 7 10 50 53
3 7 8 52 51	5 4 8 32 37	4 14 9 43 47	2 3 9 68 65	1 5 10 53 52
3 5 8 67 68	5 1 8 41 41	4 10 9 57 61	2 2 9 23 15	1 3 10 30 25
3 4 8 21 25	5 0 8 25 28	4 8 9 40 46	2 1 9 30 35	1 2 10 24 23
3 3 8 74 76	6 0 8 26 27	4 6 9 48 48	1 0 9 24 28	1 1 10 38 38
3 2 8 21 19	6 1 8 30 30	4 5 9 32 32	1 1 9 50 44	2 0 10 30 33
3 1 8 40 39	6 2 8 42 38	4 4 9 67 64	1 2 9 37 35	2 2 10 42 42
3 0 8 42 42	6 3 8 60 57	4 0 9 36 35	1 4 9 20 20	2 3 10 41 43
4 0 8 69 69	6 4 8 46 42	3 0 9 32 33	1 6 9 34 26	2 4 10 35 42
4 1 8 33 32	6 5 8 44 45	3 1 9 31 32	1 9 9 21 19	2 6 10 34 35
4 2 8 54 52	6 7 8 37 39	3 2 9 24 23	1 10 9 88 90	2 7 10 41 43
4 3 8 35 34	6 8 8 55 57	3 3 9 54 55	1 12 9 32 30	2 8 10 30 34
4 4 8 39 40	6 11 8 28 20	3 4 9 49 49	1 15 9 32 29	3 5 10 73 77
4 5 8 47 49	6 12 8 41 38	3 5 9 43 48	0 18 9 23 12	3 4 10 23 18
4 6 8 47 44	6 13 8 24 22	3 6 9 41 39	0 16 9 29 31	3 3 10 25 25
4 7 8 32 31	6 14 8 23 16	3 7 9 44 42	0 13 9 23 28	3 2 10 46 48
4 8 8 51 49	6 15 8 23 20	3 8 9 41 42	0 11 9 32 30	3 0 10 25 21
4 10 8 29 28	7 11 8 31 26			

Table 2. Fractional atomic coordinates and thermal parameters with estimated standard deviations ($\times 10^3$) for non-hydrogen atoms. The temperature factor is given by $\exp - (B_{11}h^2 + B_{22}k^2 + B_{33}l^2 + B_{12}hk + B_{13}hl + B_{23}kl)$.

Atom	<i>x</i>	<i>y</i>	<i>z</i>	<i>B</i> ₁₁	<i>B</i> ₂₂	<i>B</i> ₃₃	<i>B</i> ₁₂	<i>B</i> ₁₃	<i>B</i> ₂₃
O1	48 139	59 909	47 104	1973	113	1492	155	-303	3
O1	19	5	19	30	2	31	14	54	14
O2	16 646	33 312	62 615	1491	156	1469	116	533	-155
	17	5	20	24	2	30	14	53	16
O3	42 813	28 568	77 069	1830	173	879	87	-205	44
	19	5	18	28	3	26	15	50	14
N	24 134	30 395	19 616	1352	109	910	-3	-104	39
	20	5	20	26	2	28	14	50	15
C1	54 146	40 561	35 382	905	104	1116	-63	119	60
	21	6	24	26	2	34	14	54	16
C2	59 675	43 336	56 092	1145	123	1044	-19	-299	103
	23	6	25	29	3	33	16	58	17

Table 2. Continued.

C3	57 417 24	49 774 6	59 840 25	1214 29	123 3	916 33	-73 16	-273 56	-25 16
C4	49 410 21	53 547 6	42 897 25	930 26	104 3	1191 34	6 14	126 57	41 17
C5	43 388 24	50 888 7	22 293 26	1154 30	126 3	1182 36	3 16	-448 61	147 17
C6	45 900 23	44 421 7	18 657 25	1181 29	131 3	1024 33	-101 16	-301 55	19 17
C7	57 507 23	33 558 7	31 222 26	1127 28	109 3	1322 35	64 15	298 60	-18 17
C8	40 003 21	29 337 6	36 562 23	1164 28	87 2	838 29	48 14	-44 54	-20 15
C9	32 403 24	30 518 6	60 854 24	1339 29	81 2	904 31	-119 15	282 53	-69 15

Table 3. Fractional atomic coordinates ($\times 10^4$) and isotopic thermal parameters (\AA^2) with estimated standard deviations for hydrogen atoms.

Atom	<i>x</i>	<i>y</i>	<i>z</i>	<i>B</i>
H2	6559 29	4068 10	6705 39	1.88 0.38
H3	6100 30	5177 10	7350 38	2.05 0.40
H5	3758 28	5355 9	1090 37	1.96 0.36
H6	4211 34	4255 10	316 38	2.60 0.43
H71	6815 28	3207 8	4028 38	2.01 0.37
H72	6143 32	3279 11	1442 45	3.21 0.48
H8	4392 23	2501 7	3462 27	0.59 0.26
HO1	4423 44	6154 12	3819 55	3.71 0.66
HN1	1976 28	3415 10	1934 39	1.33 0.39
HN2	1445 28	2780 9	2227 37	1.94 0.38
HN3	2981 31	3002 10	542 43	2.89 0.44

rather than the molecule as a whole. The phenol part has the axis of the largest oscillation amplitude nearly parallel to the C7-C1-C4-O1 direction whereas the corresponding axis of the alanine moiety is roughly perpendicular to the C1-C7-C8 plane. The bond lengths were corrected for librational effects according to this model.

Standard deviations were calculated from the correlation matrix ignoring the standard deviations in cell parameters.

Table 4. R.m.s. amplitudes of vibration (\bar{u}^2)[‡] (Å) and *B*-values (Å²) along the principal axes of vibration given by the components of a unit vector **e** in fractional coordinates ($\times 10^3$).

Atom	(\bar{u}^2) [‡]	<i>B</i>	<i>e_x</i>	<i>e_y</i>	<i>e_z</i>
O1	.223	3.91	215	51	-428
	.160	2.03	0	77	141
	.154	1.88	040	-131	72
O2	.200	3.16	158	121	19
	.190	2.85	89	-132	104
	.143	1.61	-57	56	119
O3	.214	3.62	194	90	-92
	.194	2.98	80	176	18
	.122	1.17	-10	-81	121
N	.181	2.59	81	4	12
	.157	1.96	5	156	20
	.124	1.22	8	-16	123
C1	.159	2.00	-82	134	25
	.148	1.72	108	50	87
	.132	1.39	59	55	-105
C2	.173	2.37	-114	116	60
	.164	1.13	118	115	1
	.128	2.29	30	-32	120
C3	.178	2.49	-147	98	21
	.162	2.07	85	134	-33
	.123	1.19	26	13	120
C4	.156	1.91	65	126	66
	.151	1.79	125	-79	28
	.140	1.55	52	38	-124
C5	.178	2.51	-101	118	88
	.168	2.23	124	112	-07
	.129	1.32	46	-44	112
C6	.182	2.62	-125	130	29
	.160	2.03	109	113	-34
	.130	1.33	34	4	125

Table 4. Continued.

C7	.172	2.33	148	63	61
	.157	1.94	23	-132	81
	.143	1.62	-70	57	111
C8	.169	2.25	166	34	-7
	.139	1.53	28	-135	15
	.120	1.13	2	13	119
C9	.185	2.71	175	-53	33
	.133	1.39	44	112	-56
	.120	1.13	-4	54	107

DISCUSSION

A drawing of the molecule is shown in Fig. 1 in which the numbering of the atoms is indicated. The bond lengths (corrected) and valence angles are given in this figure, as well as in Table 5 in which the estimated standard deviations are also listed. The results presented are confirmed by a neutron diffraction study of the compound.¹⁰

In the alanine moiety the usual zwitterionic nature of a free amino acid is indicated both by the nearly equal carbon-oxygen bond length in the carboxyl group and the tetrahedral arrangement of hydrogen atoms around the nitrogen atom. The conformation about the N-C8 bond is staggered.

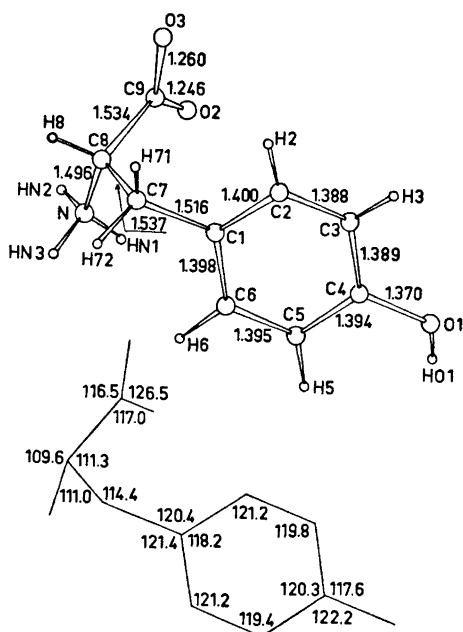


Fig. 1. Bond lengths (Å) corrected for thermal vibration effects and angles (°) in L-tyrosine.

Table 5. Bond lengths (Å) and bond angles (°). Estimated standard deviations (in parentheses) apply to the least significant digits.

Bond length		Corrected	Bond angle	
C1-C2	1.395(2)	1.400	C1-C2-C3	121.2(1)
C2-C3	1.386(2)	1.388	C2-C3-C4	119.8(1)
C3-C4	1.384(2)	1.389	C3-C4-C5	120.3(1)
C4-C5	1.390(2)	1.394	C4-C5-C6	119.4(1)
C5-C6	1.393(2)	1.395	C1-C6-C5	121.2(1)
C1-C6	1.393(2)	1.398	C2-C1-C6	118.2(1)
C1-C7	1.516(2)		C7-C1-C2	120.4(1)
C7-C8	1.535(2)	1.537	C7-C1-C6	121.4(1)
C8-C9	1.531(2)	1.534	O1-C4-C5	122.2(1)
C8-N1	1.493(2)	1.496	O1-C4-C3	117.6(1)
C9-O2	1.243(2)	1.246	C1-C7-C8	114.4(1)
C9-O3	1.257(2)	1.260	C7-C8-C9	111.3(1)
C4-O1	1.369(2)	1.370	C7-C8-N1	111.0(1)
O1-HO1	0.68		N1-C8-C9	109.6(1)
N1-HN1	0.85		C8-C9-O2	117.0(1)
N1-HN2	0.88		C8-C9-O3	116.5(1)
N1-HN3	0.92		O2-C9-O3	126.5(1)
C2-H2	0.94			
C3-H3	0.93		Hydrogen bond lengths	
C5-H5	0.96	O1-O2($\frac{1}{2}-x$, $-y$, $\frac{1}{2}+z$)		2.671(2)
C6-H6	1.02	N-O1($\frac{1}{2}-x$, $-y$, $\frac{1}{2}+z$)		2.878(2)
C7-H71	0.96	N-O3($\frac{1}{2}+x$, $\frac{1}{2}-y$, $-z$)		2.882(2)
C7-H72	1.03	N-O3(x , y , $1+z$)		2.823(2)
C7-H8	0.96			

This appears to be a general feature in amino acids even in the solid state where the energy of formation of hydrogen bonds is supposed to be greater than the energy barriers of rotation of the C-NH₃ bond (2-3 kcal). The preferred orientation of this group seems to be an important factor in the crystallization process in such a way that the requirements for a staggered conformation and the tetrahedral distribution of hydrogen bonds about the ammonium group can both be met with in the crystal.¹¹ This is an interesting point in the discussion of the degree of correspondence between the conformation of a molecule in the crystal as compared to that present in solution and in the gas phase. The C-NH₃⁺ bond length (1.496 Å) is within the range normally reported for such bonds.¹²⁻¹⁴ The C8-C9 bond length (1.534 Å) also closely agrees with the value found in other α -amino acids but is longer than the normal C(sp³)-C(sp²) single bond.¹⁵

The geometry of the acid group is nearly identical to what was found in dihydroxyphenylalanine,¹² the carbon-oxygen bonds (1.246 Å and 1.260 Å) are not quite equal, the oxygen atom of the longer bond being involved in *two* hydrogen bonds whereas the other has only one such contact.

The nitrogen atom is situated 0.35 Å from the plane of the carboxyl group and the torsional angle N-C8-C9-O2 is 14°, which is close to the mean value for this angle.¹⁵

The conformation about the C7–C8 bond is staggered, the C1–C7–C8–C9 angle being 53.1° and the C1–C7–C8–N 290.7° . Both the ammonium and the carboxyl groups are thus in *gauche* positions relative to the phenol moiety. The angle between the benzene ring plane and the one defined by the C1–C7–C8 atoms is 85.9° .

The C1–C7 bond length is 1.516 \AA as compared to 1.511 \AA in L-tyrosine-O-sulfate dihydrate¹⁴ and 1.512 \AA in L-DOPA.¹²

The six atoms of the benzene ring are coplanar. Their deviations from a least-squares plane are given in Table 6.

Table 6. Deviations (\AA) from a least-squares plane through the benzene ring atoms.

C1	0.007	C3	-0.001	C5	-0.007	O1	0.063
C2	-0.007	C4	0.008	C6	0.000	C7	0.060

The oxygen and carbon atoms bonded directly to the ring atoms are situated significantly out of this plane. The hydrogen atom HO1 is close to the benzene ring plane.

The C4–O1 bond length is found to be 1.370 \AA in accordance with what is usually observed in phenols and catechols but somewhat shorter than what might be expected from the covalent radii of C(sp^2) and O; a certain degree of delocalization of the electrons from the oxygen atom may account for this effect as well as for the tendency for the phenolic hydrogen atom to lie in the plane of the benzene ring. The external bond angles at the C4 atom are deformed relative to a symmetric arrangement in the same way as found in L-DOPA¹² and similar structures.

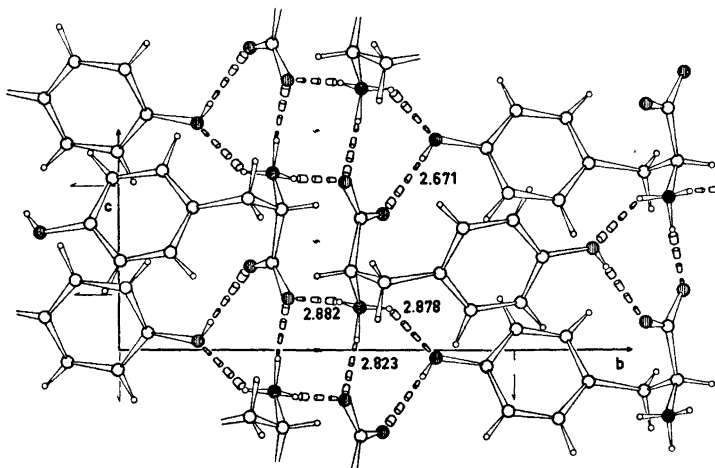


Fig. 2. The crystal structure as seen down the *a*-axis. The hydrogen bond lengths (\AA) are indicated.

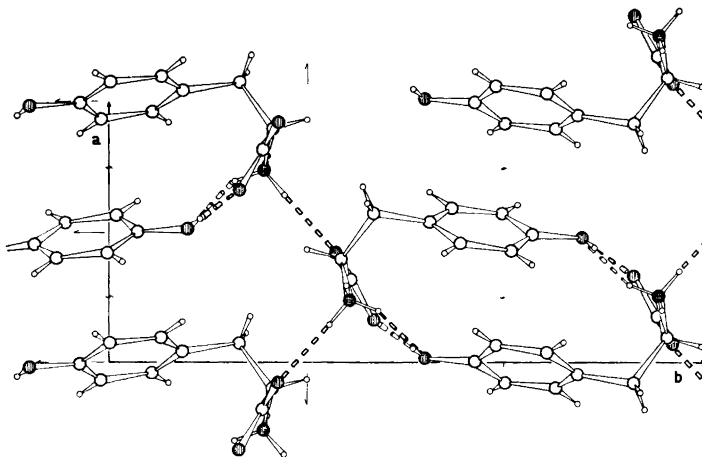


Fig. 3. The crystal structure as seen along the *c*-axis.

The mean carbon-carbon bond length in the benzene ring is 1.394 Å with a maximum deviation of 0.006 Å.

A crystal structure is characterized by a three-dimensional hydrogen bond network as visualized in Figs. 2 and 3. The nitrogen atom is hydrogen donor in three hydrogen bonds, two to carboxyl oxygen atoms of two different molecules (2.882 and 2.823 Å) and one to a phenolic oxygen atom of a third (2.878 Å). The phenolic hydrogen atom participate in a hydrogen bond to a carboxylic oxygen atom of a neighbouring molecule (2.671 Å). Each L-tyrosine molecule is hydrogen bonded to six neighbouring molecules.

Acknowledgement. The authors express their gratitude to cand. real. Per Groth for his advice in connection with the practical applications of direct methods.

REFERENCES

1. Mostad, A., Nissen, H. M. and Rømming, C. *Acta Chem. Scand.* **25** (1971) 1145.
2. Mostad, A., Nissen, H. M. and Rømming, C. *Tetrahedron Letters* **24** (1971) 2131.
3. Boggs, R. and Donohue, J. *Acta Cryst.* **B 27** (1971) 247.
4. Dahl, T., Gram, F., Groth, P., Klewe, B. and Rømming, C. *Acta Chem. Scand.* **24** (1970) 2232.
5. Hanson, H. P., Herman, F., Lea, J. D. and Skillman, S. *Acta Cryst.* **17** (1964) 1040.
6. Stewart, R. F., Davidson, E. R. and Simpson, W. T. *J. Chem. Phys.* **42** (1965) 3175.
7. Karle, J. and Karle, I. L. *Acta Cryst.* **21** (1966) 849.
8. Karle, J. and Hauptman, M. *Acta Cryst.* **9** (1956) 635.
9. Stanley, E. *Acta Cryst.* **17** (1964) 1028.
10. Lehman, M. and Frey, M. *Private communication.*
11. Kanters, J. A., Kroon, J., Beurskens, P. T. and Vliegenhart, J. A. *Acta Cryst.* **21** (1966) 990.
12. Mostad, A., Ottersen, T. and Rømming, C. *Acta Chem. Scand.* **25** (1971) 3549.
13. Bye, E., Mostad, A. and Rømming, C. *Acta Chem. Scand.* **25** (1971) 364.
14. Fries, D. C. and Sundaralingam, M. *Acta Cryst.* **B 27** (1971) 401.
15. Sundaralingam, M. and Putkey, E. F. *Acta Cryst.* **B 26** (1970) 790.

Received May 2, 1972.